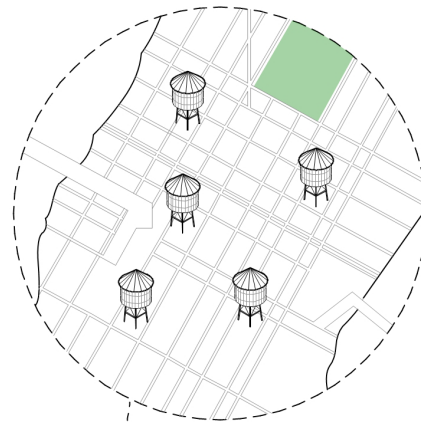


Skyline Cedar — Atlantic Gray

Skyline Collection



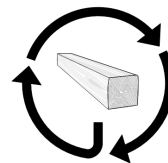
Product Information

Our multi-step specialty finish process works with Cedar's natural tannins to produce a spectrum of misty silver tones. The hints of oxidation characteristic of this reclaimed Cedar, along with its dense grain pattern and pin knots, remain visible beneath the translucent finish recalling the Shingle Style homes of the New England coast. Atlantic Gray is interior and exterior compatible.



Source

Reclaimed from NYC rooftop water towers, landmarks of the iconic NYC skyline.



Impact

Historic material re-use and local manufacturing support a circular economy and reduces a building project's carbon footprint.

Skyline Collection

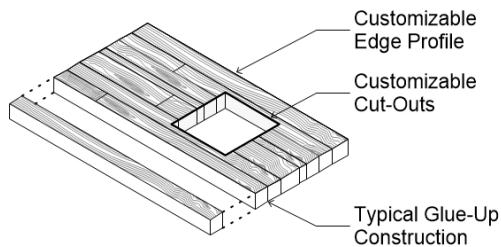
SELECT YOUR SPECS

Format	Profile	Thickness	Element Size & Shape	Element Cutout
Multi-Piece Top	Hand Eased	1"	Custom Width & Length	Sink
	Roundover	1-1/4"	Custom Shape	Power & Data Module
	Bevel	1-1/2"		Lighting
	Bullnose	2"		Hardware

Common Spec*

Multi-Piece Top | Hand Eased Profile | 1-1/2" Thickness

*include sketch to indicate overall dimensions, shape, and cutout locations



MULTI-PIECE TOP

Made of edge-glued solid wood pieces to create dynamic solid surfaces, these tops are versatile and customizable.

SELECT YOUR PROFILE



HAND EASED



ROUND OVER



BEVEL

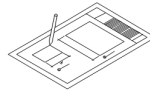


BULLNOSE



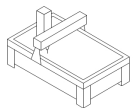
FINISH

We apply green finishes by hand to bring out the natural beauty of wood with added durability and easy maintenance.



SHOP DRAWING

We provide detailed shop drawings and installation guides customized to each project.



CNC MILLING

Our solid wood elements are customized with precision using digital fabrication tools and techniques.



SUPPORT

We are part of your project team, working collaboratively before and after the order arrives on site to ensure smooth project delivery.