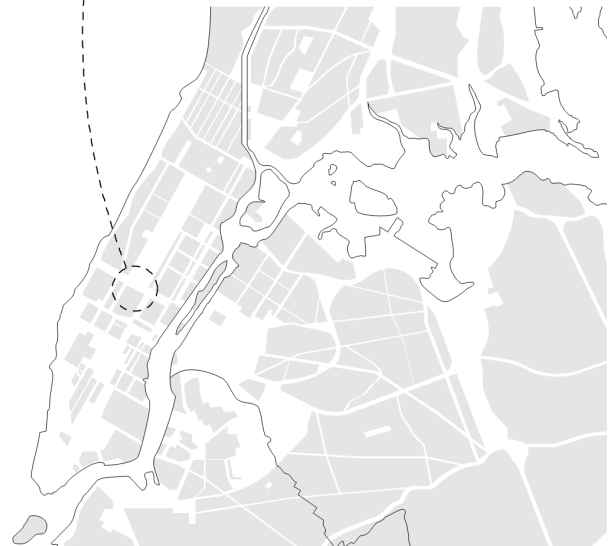
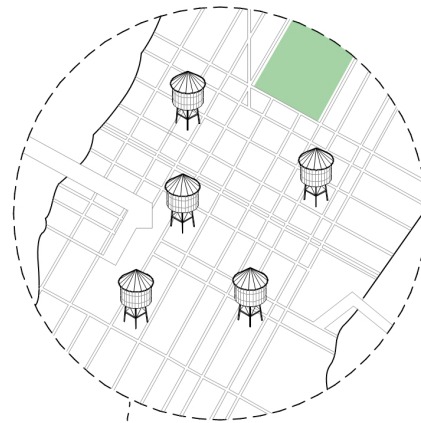


Skyline Cedar — Atlantic Gray

Skyline Collection



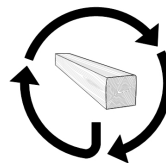
Product Information

Our multi-step specialty finish process works with Cedar's natural tannins to produce a spectrum of misty silver tones. The hints of oxidation characteristic of this reclaimed Cedar, along with its dense grain pattern and pin knots, remain visible beneath the translucent finish recalling the Shingle Style homes of the New England coast. Atlantic Gray is interior and exterior compatible.



Source

Reclaimed from NYC rooftop water towers, landmarks of the iconic NYC skyline.



Impact

Historic material re-use and local manufacturing support a circular economy and reduces a building project's carbon footprint.

Skyline Cedar – Atlantic Gray

Panels

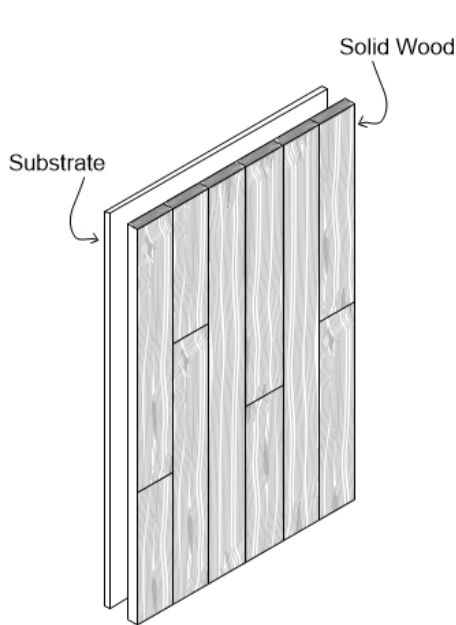
Skyline Collection

SELECT YOUR SPECS

Format	Substrate	Plank Edge	Panel Thickness	Panel Width	Panel Length
Solid Panel	FSC® Plywood	Square Edge	1/2"	Custom (Up to 60")	Custom (Up to 120")
Veneered Panel	FSC® MDF	Micro Bevel	3/4"		
		Hand Eased	1-1/4"		

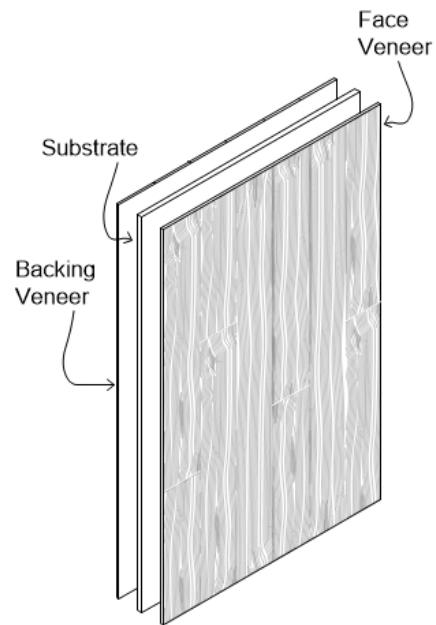
Common Spec*

Solid Panel | FSC® Plywood Substrate | Hand Eased | 1-1/4" Thickness | 30" Width x 96" Length



SOLID PANEL

Shop-fabricated panel made of solid wood planks fastened to a substrate for ease of installation.



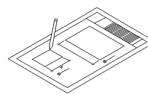
VENEERED PANEL

Balanced veneer panel construction that provides a seamless surface with versatility and ease of installation.



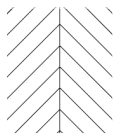
FINISH

We apply green finishes by hand to bring out the natural beauty of wood with added durability and easy maintenance.



SHOP DRAWINGS

We provide detailed shop drawings and installation guides customized to each project.



LAYOUT

Our panels are available in custom patterns, veneer matches, edge profiles, sizes, and shapes.



SUPPORT

We are part of your project team, working collaboratively before and after the order arrives on site to ensure smooth project delivery.