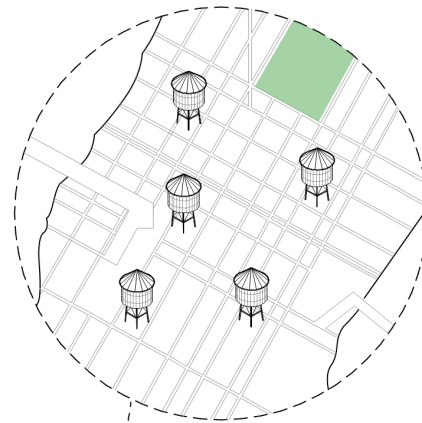


# Skyline Cedar — Patina

## Skyline Collection



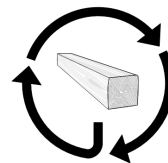
### Product Information

Impervious to the elements, Cedar makes an ideal material for New York City’s rooftop water towers. A cool, silver sheen develops on the surface over years of exposure to wind, rain, and sun. Our vintage Cedar exhibits this organic patina in a range of brilliant to muted grays, with dark band marks from the tank’s construction.



### Source

Reclaimed from NYC rooftop water towers, landmarks of the iconic NYC skyline.



### Impact

Historic material re-use and local manufacturing support a circular economy and reduces a building project’s carbon footprint.

# Skyline Cedar — Patina

Cladding

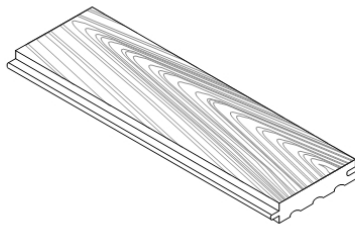
## Skyline Collection

### SELECT YOUR SPECS

Format	Construction	Profile	Edge	Thickness	Width	Length
Wall + Ceiling Cladding	Solid 2-Layer Engineered	Tongue & Groove Surfaced 4 Sides	Square Edge	1/2"	4", 5", 6" Mixed	2' - 10'
			Micro Bevel	3/4"	2-1/4" Uniform	
			Hand Eased		5" Uniform	

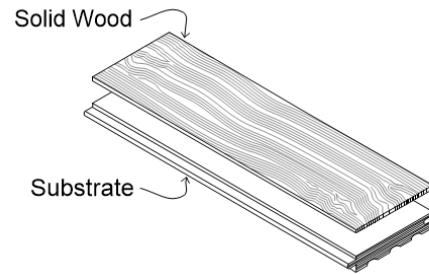
#### Common Spec\*

Wall + Ceiling Cladding | Solid | Surfaced 4 Sides | Square Edge | 1/2" Thickness | 4", 5", 6" Mixed Width | 2' - 10' Lengths



SOLID WOOD

Made from a single piece of wood. Honest, true, and long-lasting.



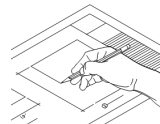
2-LAYER ENGINEERED

Top layer of solid wood bonded to an FSC® plywood substrate.



#### FINISH

We apply green finishes by hand to bring out the natural beauty of wood with added durability and easy maintenance.



#### CUSTOMIZATION

Go beyond the standards to create custom specifications including dimension, finish, and profile.



#### PATTERNS

We offer a variety of patterns such as chevron and herringbone, tailored to suit the dimensions of each room.



#### SUPPORT

We are part of your project team, working collaboratively before and after the order arrives on site to ensure smooth project delivery.