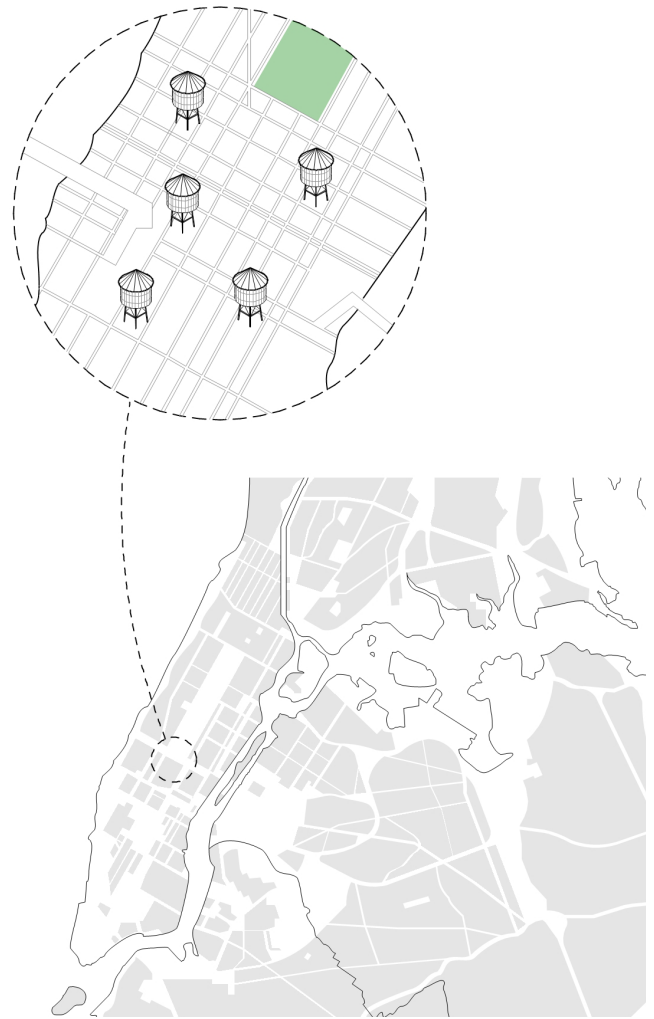


Skyline Cedar — Shou Sugi Ban Monokuro

Skyline Collection



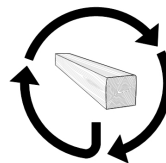
Product Information

To achieve its eye-catching, high-contrast finish, each reclaimed Cedar board is meticulously refaced, charred, brushed, then rubbed with a white pigment to bring out its grain. We call this contemporary adaptation of the traditional Japanese Shou Sugi Ban charring technique “monokuro,” Japanese for “monochrome.”



Source

Reclaimed from NYC rooftop water towers, landmarks of the iconic NYC skyline.



Impact

Historic material re-use and local manufacturing support a circular economy and reduces a building project’s carbon footprint.



Skyline Cedar — Shou Sugi Ban Monokuro

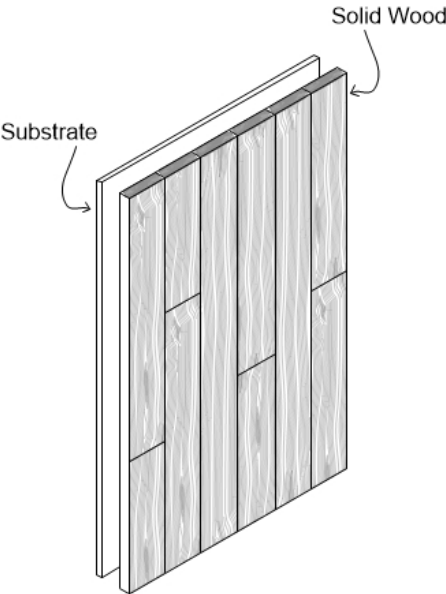
Panels

Skyline Collection

SELECT YOUR SPECS

Format	Substrate	Plank Edge	Panel Thickness	Panel Width	Panel Length
Solid Panel	FSC® Plywood FSC® MDF	Hand Eased	1/2"	Custom (Up to 60")	Custom (Up to 120")
			3/4"		
			1-1/4"		

Common Spec*
Solid Panel | FSC® Plywood Substrate | Hand Eased Edge | 1-1/4” Thickness | 30” Width x 96” Length

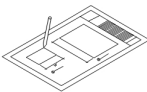


SOLID PANEL

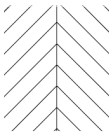
Shop-fabricated panel made of solid wood planks fastened to a substrate for ease of installation.



FINISH
We apply green finishes by hand to bring out the natural beauty of wood with added durability and easy maintenance.



SHOP DRAWINGS
We provide detailed shop drawings and installation guides customized to each project.



LAYOUT
Our panels are available in custom patterns, veneer matches, edge profiles, sizes, and shapes.



SUPPORT
We are part of your project team, working collaboratively before and after the order arrives on site to ensure smooth project delivery.