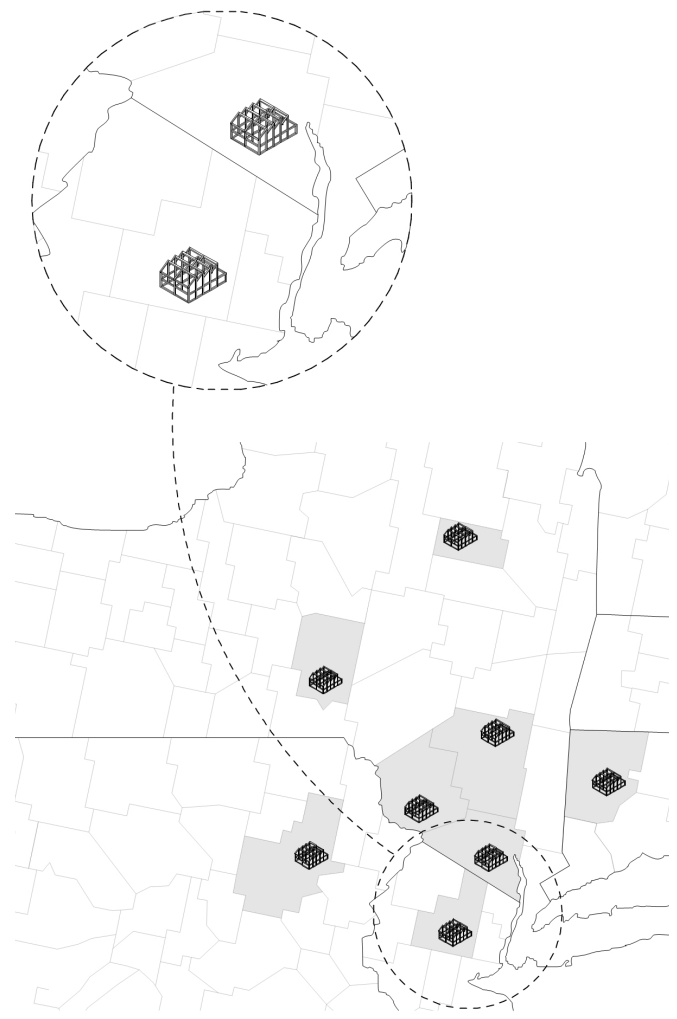


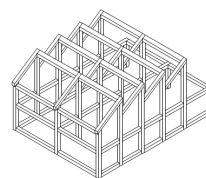
Heart Pine – Natural

Industry Collection



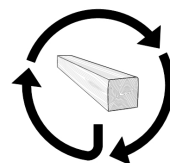
Product Information

Towering Longleaf Pines once yielded the dense beams that were used to build America. Today, the finest examples of this old-growth wood are available only through reclamation. Our warm Natural finish gives a hand-oiled look to the glowing, yellow-to-saffron tones and tight, vertical grain of the heartwood.



Source

Reclaimed from 19th-century heavy timber industrial structures in the Northeast.



Impact

Historic material re-use and local manufacturing support a circular economy and reduces a building project's carbon footprint.

Heart Pine – Natural

Industry Collection

Solid Wood Elements

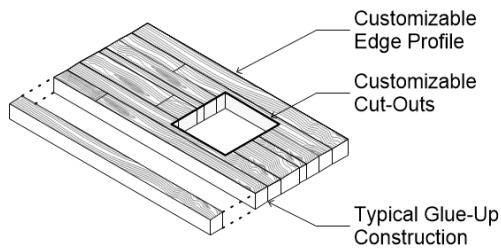
SELECT YOUR SPECS

Format	Profile	Thickness	Element Size & Shape	Element Cutout
Multi-Piece Top	Hand Eased	1"	Custom Width & Length	Sink
Stair Tread & Riser	Roundover	1-1/4"	Custom Shape	Power & Data Module
	Bevel	1-1/2"		Lighting
	Bullnose	2"		Hardware

Common Spec*

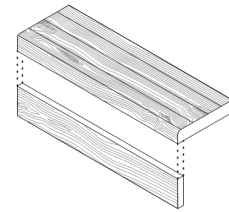
Multi-Piece Top | Hand Eased Profile | 1-1/2" Thickness

*include sketch to indicate overall dimensions, shape, and cutout locations



MULTI-PIECE TOP

Made of edge-glued solid wood pieces to create dynamic solid surfaces, these tops are versatile and customizable.



STAIR TREAD & RISER

Our single-piece or glue-up solid wood stair components are durable and customizable.

SELECT YOUR PROFILE



HAND EASED



ROUNDROVER



BEVEL

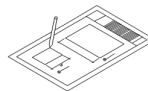


BULLNOSE



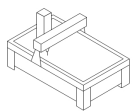
FINISH

We apply green finishes by hand to bring out the natural beauty of wood with added durability and easy maintenance.



SHOP DRAWING

We provide detailed shop drawings and installation guides customized to each project.



CNC MILLING

Our solid wood elements are customized with precision using digital fabrication tools and techniques.



SUPPORT

We are part of your project team, working collaboratively before and after the order arrives on site to ensure smooth project delivery.