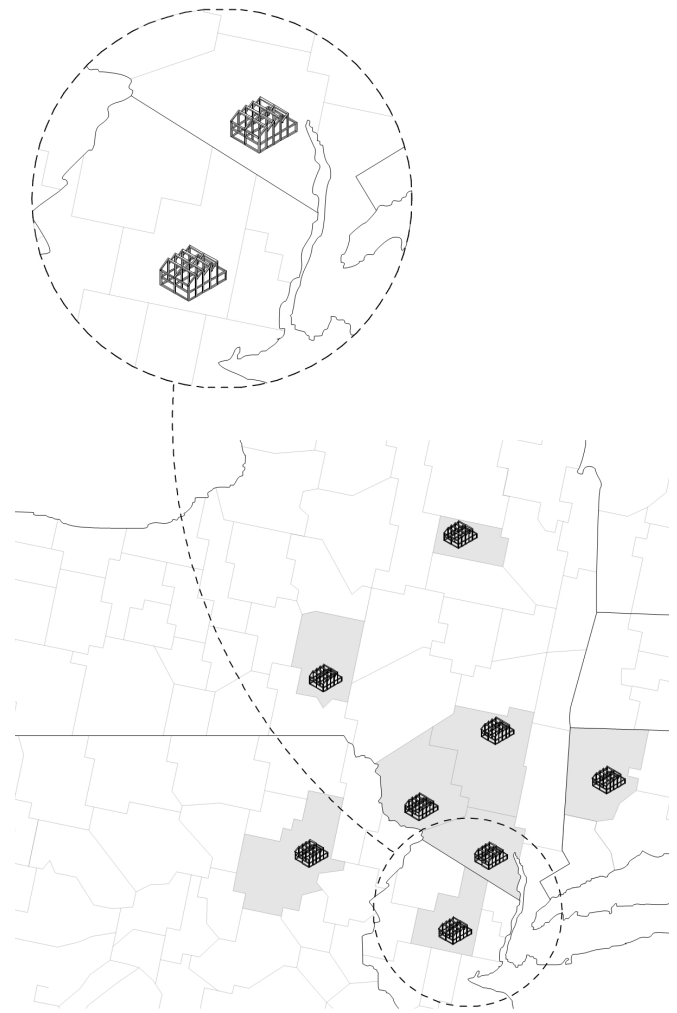


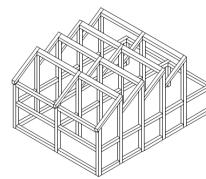
Heart Pine — Neutral

Industry Collection



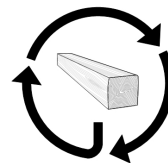
Product Information

This ancient American species has long been revered for its density, minimal knots, and narrow, high-contrast grain. Our subtle Neutral finish preserves the appearance of unfinished Heart Pine, with its characteristic golden tones and luminous quality.



Source

Reclaimed from 19th-century heavy timber industrial structures in the Northeast.



Impact

Historic material re-use and local manufacturing support a circular economy and reduces a building project's carbon footprint.



Heart Pine — Neutral

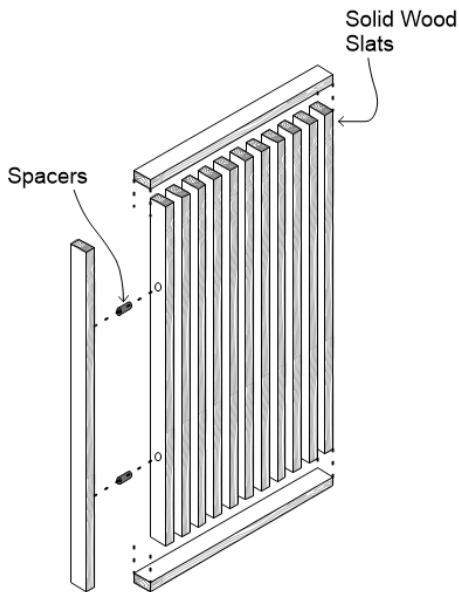
Industry Collection

Slatted Panels

SELECT YOUR SPECS

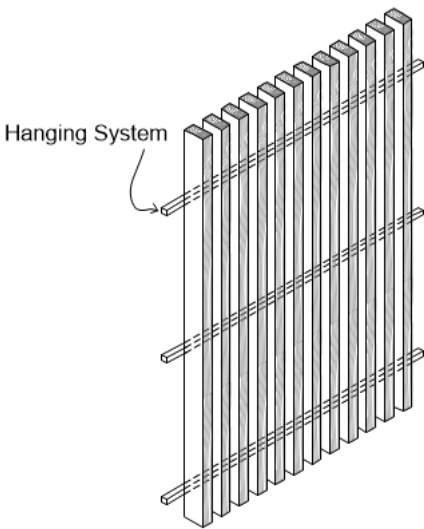
Format	Slat Profile	Slat Thickness	Slat Width	Slat Spacing	Panel Size
Partition Panel	Square Edge	3/4"	1"	3/4"	2' x 4'
Hanging Panel	Bullnose	1"	2"	1"	2' x 6'
	Double Bevel	1-1/4"	3"	1-1/4"	4' x 4'
		1-1/2"	4"	1-1/2"	4' x 8'
				2"	2' x 10'

Common Spec*
Hanging Panel | Square Edge | 3/4" Slat Thickness | 2" Slat Width | 1" Slat Spacing | 2' x 6' Panel Size



PARTITION SLAT PANEL

Shop-fabricated panel assemblies of linear solid wood slats for versatile partition applications.

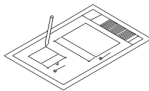


HANGING SLAT PANEL

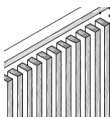
Shop-fabricated panel assemblies of linear solid wood slats for hung wall and ceiling applications.



FINISH
We apply green finishes by hand to bring out the natural beauty of wood with added durability and easy maintenance.



SHOP DRAWING
We provide detailed shop drawings and installation guides customized to each project.



LAYOUT
Our linear wood systems are customized for dimension, spacing, and profile to fit the unique conditions of each project.



SUPPORT
We are part of your project team, working collaboratively before and after the order arrives on site to ensure smooth project delivery.