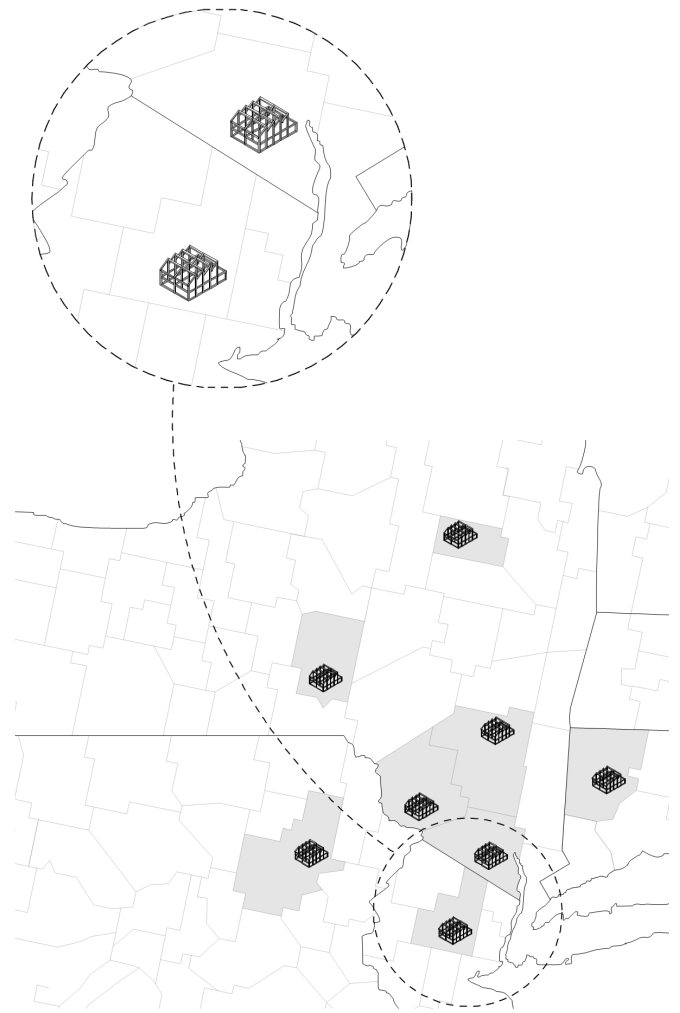


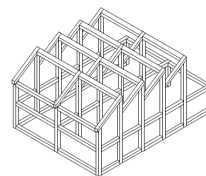
# Heart Pine – White Wash

## Industry Collection



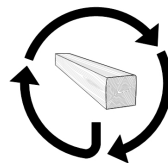
### Product Information

Reclaimed Heart Pine comes from trees that grew slowly over centuries, yielding timbers with a density ideal for flooring, and a formal, straight grain. Our White Wash finish softens the amber tones while preserving the high-contrast grain figure.



### Source

Reclaimed from 19th-century heavy timber industrial structures in the Northeast.



### Impact

Historic material re-use and local manufacturing support a circular economy and reduces a building project's carbon footprint.



# Heart Pine – White Wash

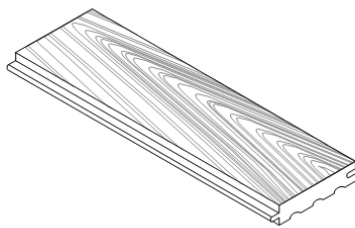
## Industry Collection

### SELECT YOUR SPECS

Format	Construction	Profile	Edge	Thickness	Width	Length
Flooring	Solid	Tongue & Groove	Square Edge	3/4"	4", 5", 6" Mixed	2' - 7'
Wall + Ceiling Cladding	2-Layer Engineered 3-Layer Engineered	Surfaced 4 Sides	Micro Bevel Hand Eased		Uniform (from 3" - 6")	2' - 12' 7' - 12'

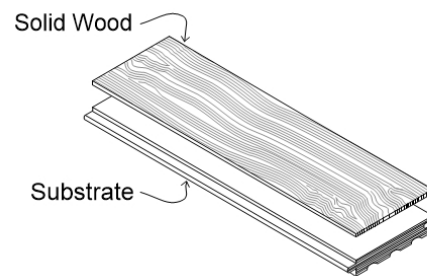
### Common Spec\*

Flooring | Solid | Tongue & Groove | Micro Bevel | 3/4" Thickness | 4", 5", 6" Mixed Width | 2' - 12' Lengths



SOLID WOOD

Made from a single piece of wood. Honest, true, and long-lasting.



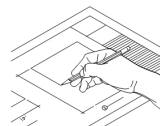
2-LAYER ENGINEERED

Top layer of solid wood bonded to an FSC® plywood substrate.



### FINISH

We apply green finishes by hand to bring out the natural beauty of wood with added durability and easy maintenance.



### CUSTOMIZATION

Go beyond the standards to create custom specifications including dimension, finish, and profile.



### PATTERNS

We offer a variety of patterns such as chevron and herringbone, tailored to suit the dimensions of each room.



### SUPPORT

We are part of your project team, working collaboratively before and after the order arrives on site to ensure smooth project delivery.