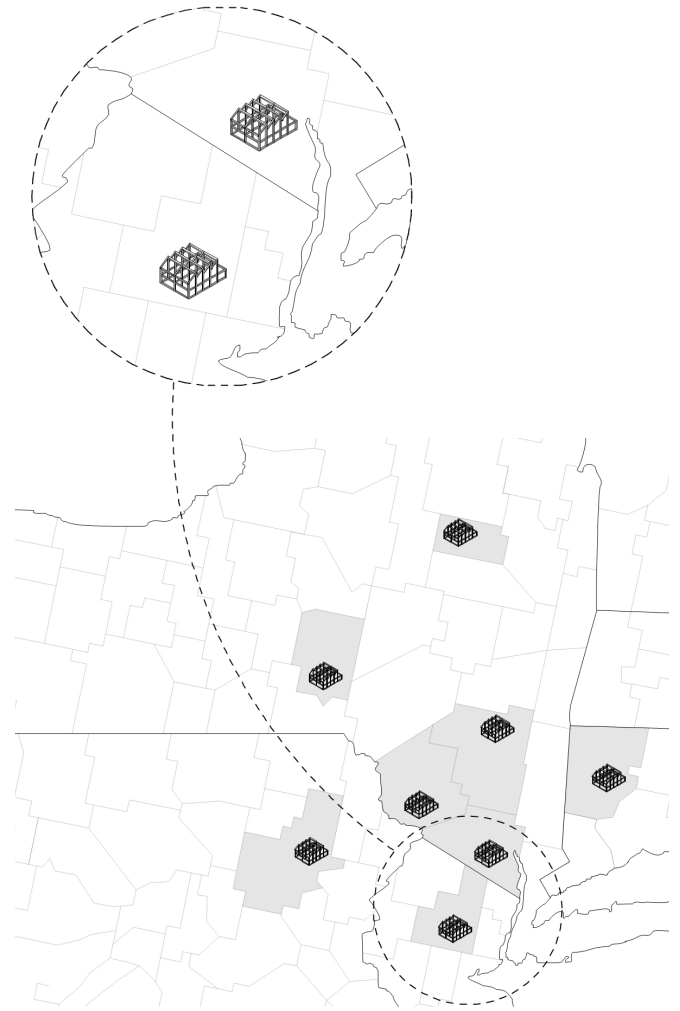
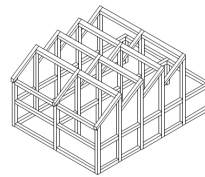


Sculpted Hemlock — Enameled Industry Collection



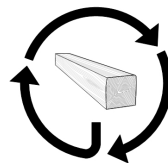
Product Information

Painting our reclaimed Sculpted Hemlock gives the topographical surface a uniform appearance while retaining its unique texture – a product of enzymatic activity and rigorous brushing. A novel choice for interior walls and ceilings.



Source

Reclaimed from industrial mushroom farms in the Northeast.



Impact

Historic material re-use and local manufacturing support a circular economy and reduces a building project's carbon footprint.



Sculpted Hemlock — Enameled

Industry Collection

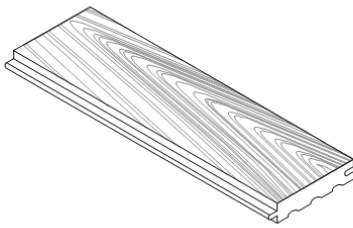
Cladding

SELECT YOUR SPECS

| Format | Construction | Profile | Edge | Thickness | Width | Length |
|-------------------------|--------------|------------------|-------------|-----------|--|----------|
| Wall + Ceiling Cladding | Solid | Surfaced 3 Sides | Square Edge | 3/4" - 1" | 5", 6", 7" Mixed Uniform (from 5" - 7") | 6' - 12' |

Common Spec*

Wall Cladding | Solid | Surfaced 3 Sides | Square Edge | 3/4" - 1" Thickness | 6" Uniform Width | 6' - 12' Lengths



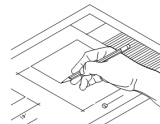
SOLID WOOD

Made from a single piece of wood. Honest, true, and long-lasting.



FINISH

We apply green finishes by hand to bring out the natural beauty of wood with added durability and easy maintenance.



CUSTOMIZATION

Go beyond the standards to create custom specifications including dimension, finish, and profile.



PATTERNS

We offer a variety of patterns such as chevron and herringbone, tailored to suit the dimensions of each room.



SUPPORT

We are part of your project team, working collaboratively before and after the order arrives on site to ensure smooth project delivery.