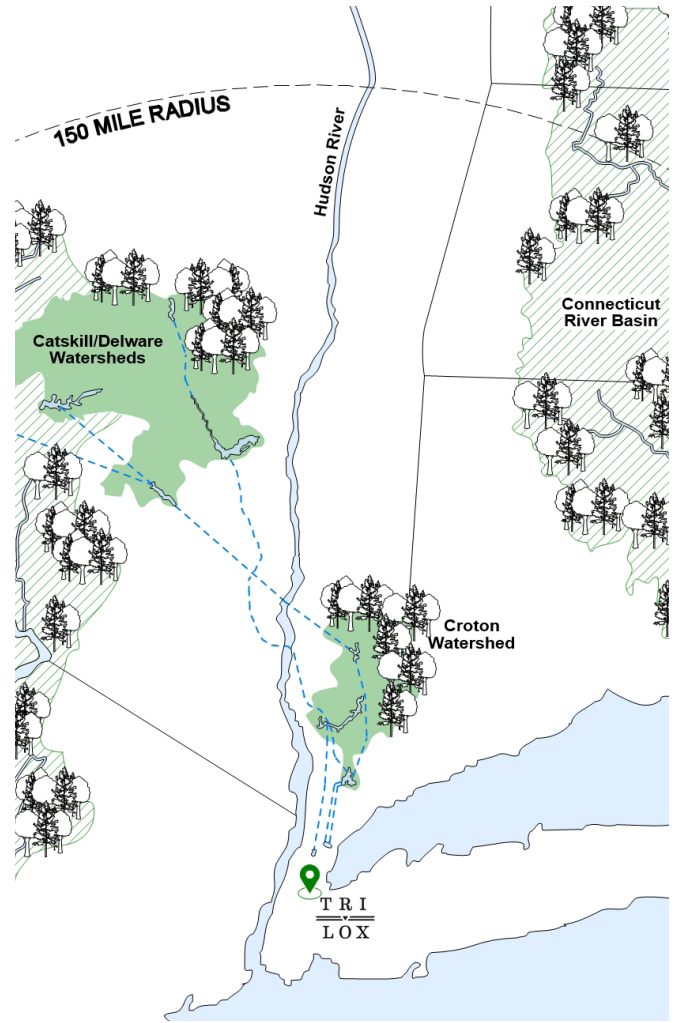


# Ash — Ebonized

## Watershed Collection



### Product Information

Ash is simultaneously aesthetically striking and extremely dense, ideal for high-impact products such as tool handles and baseball bats as well as flooring, cladding, and furniture applications. This jet black finish is a bold look that simultaneously accentuates the grain texture to emphasize the warmth of the natural material.



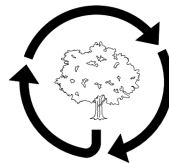
### Source

Harvested from Northeast forests in coordination with sustainable management plans that support long-term forest health & biodiversity.



### Impact

Timber from regenerative forestry practices in regional working forests supports clean water, clean air, and habitat for wildlife.



# Ash — Ebonized

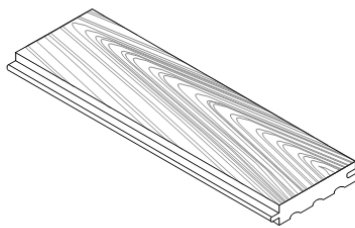
## Watershed Collection

### SELECT YOUR SPECS

Format	Construction	Profile	Edge	Thickness	Width	Length
Flooring	Solid	Tongue & Groove	Square Edge	3/4"	4", 5", 6" Mixed	2' - 7'
Wall + Ceiling Cladding	2-Layer Engineered 3-Layer Engineered	Surfaced 4 Sides	Micro Bevel Hand Eased		Uniform (from 3" - 6")	2' - 12' 7' - 12'

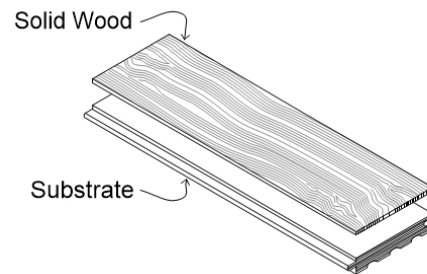
### Common Spec\*

Flooring | Solid | Tongue & Groove | Micro Bevel | 3/4" Thickness | 4", 5", 6" Mixed Width | 2' - 12' Lengths



SOLID WOOD

Made from a single piece of wood. Honest, true, and long-lasting.



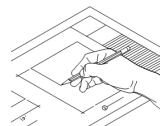
2-LAYER ENGINEERED

Top layer of solid wood bonded to an FSC® plywood substrate.



### FINISH

We apply green finishes by hand to bring out the natural beauty of wood with added durability and easy maintenance.



### CUSTOMIZATION

Go beyond the standards to create custom specifications including dimension, finish, and profile.



### PATTERNS

We offer a variety of patterns such as chevron and herringbone, tailored to suit the dimensions of each room.



### SUPPORT

We are part of your project team, working collaboratively before and after the order arrives on site to ensure smooth project delivery.