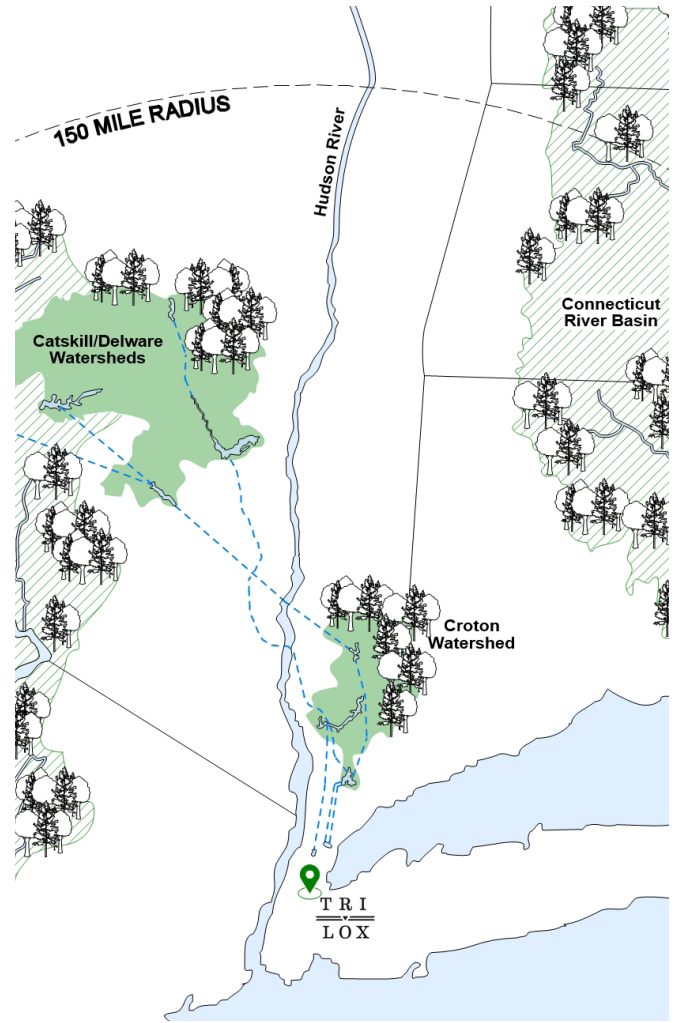


Ash — Ebonized

Watershed Collection



Product Information

Ash is simultaneously aesthetically striking and extremely dense, ideal for high-impact products such as tool handles and baseball bats as well as flooring, cladding, and furniture applications. This jet black finish is a bold look that simultaneously accentuates the grain texture to emphasize the warmth of the natural material.



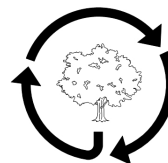
Source

Harvested from Northeast forests in coordination with sustainable management plans that support long-term forest health & biodiversity.



Impact

Timber from regenerative forestry practices in regional working forests supports clean water, clean air, and habitat for wildlife.



Ash — Ebonized

Watershed Collection

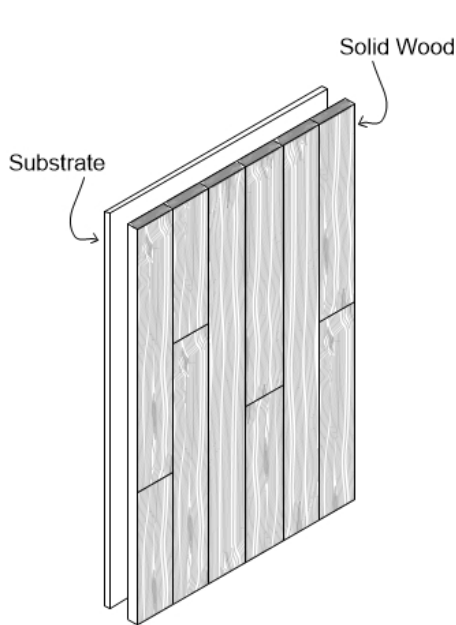
Panels

SELECT YOUR SPECS

Format	Substrate	Plank Edge	Panel Thickness	Panel Width	Panel Length
Solid Panel	FSC® Plywood	Square Edge	1/2"	Custom (Up to 60")	Custom (Up to 120")
Veneered Panel	FSC® MDF	Micro Bevel	3/4"		
		Hand Eased	1-1/4"		

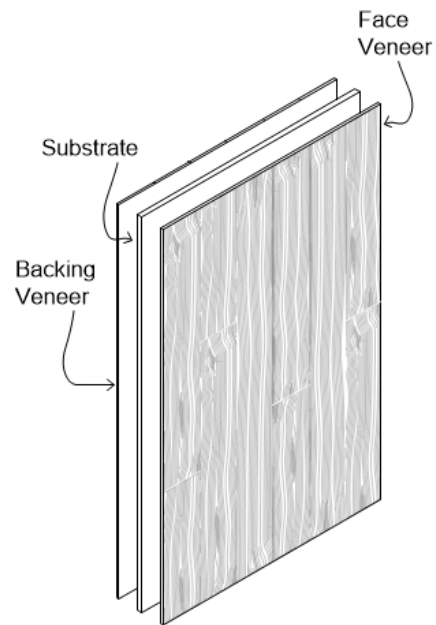
Common Spec*

Solid Panel | FSC® Plywood Substrate | Hand Eased Edge | 1-1/4" Thickness | 30" Width x 96" Length



SOLID PANEL

Shop-fabricated panel made of solid wood planks fastened to a substrate for ease of installation.



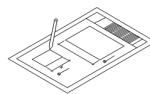
VENEERED PANEL

Balanced veneer panel construction that provides a seamless surface with versatility and ease of installation.



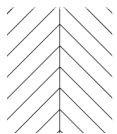
FINISH

We apply green finishes by hand to bring out the natural beauty of wood with added durability and easy maintenance.



SHOP DRAWINGS

We provide detailed shop drawings and installation guides customized to each project.



LAYOUT

Our panels are available in custom patterns, veneer matches, edge profiles, sizes, and shapes.



SUPPORT

We are part of your project team, working collaboratively before and after the order arrives on site to ensure smooth project delivery.