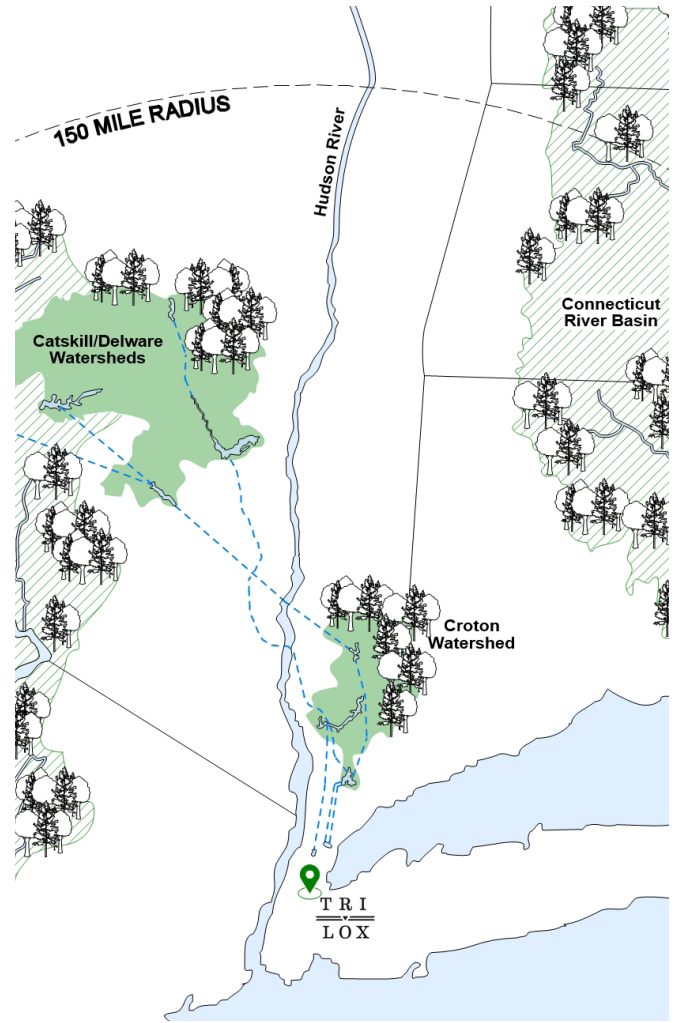


Ash — Neutral

Watershed Collection



Product Information

Ash is simultaneously aesthetically striking and extremely dense, ideal for high-impact products such as tool handles and baseball bats as well as flooring, cladding, and furniture applications. Our Neutral finish showcases the wood’s flowing grain figure and subtle pale oat hues.



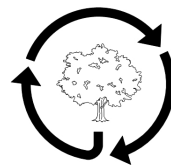
Source

Harvested from Northeast forests in coordination with sustainable management plans that support long-term forest health & biodiversity.



Impact

Timber from regenerative forestry practices in regional working forests supports clean water, clean air, and habitat for wildlife.



Ash — Neutral

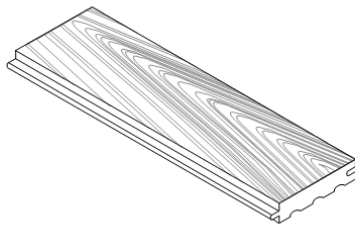
Watershed Collection

SELECT YOUR SPECS

Format	Construction	Profile	Edge	Thickness	Width	Length
Flooring	Solid	Tongue & Groove	Square Edge	3/4"	4", 5", 6" Mixed	2' - 7'
Wall + Ceiling Cladding	2-Layer Engineered 3-Layer Engineered	Surfaced 4 Sides	Micro Bevel Hand Eased		Uniform (from 3" - 6")	2' -12' 7' -12'

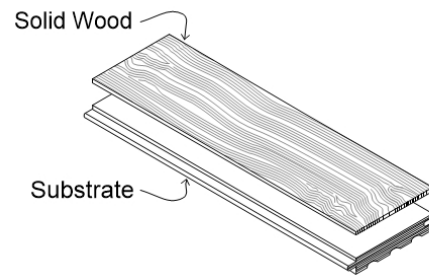
Common Spec*

Flooring | Solid | Tongue & Groove | Micro Bevel | 3/4" Thickness | 4", 5", 6" Mixed Width | 2' - 12' Lengths



SOLID WOOD

Made from a single piece of wood. Honest, true, and long-lasting.



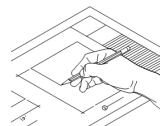
2-LAYER ENGINEERED

Top layer of solid wood bonded to an FSC® plywood substrate.



FINISH

We apply green finishes by hand to bring out the natural beauty of wood with added durability and easy maintenance.



CUSTOMIZATION

Go beyond the standards to create custom specifications including dimension, finish, and profile.



PATTERNS

We offer a variety of patterns such as chevron and herringbone, tailored to suit the dimensions of each room.



SUPPORT

We are part of your project team, working collaboratively before and after the order arrives on site to ensure smooth project delivery.