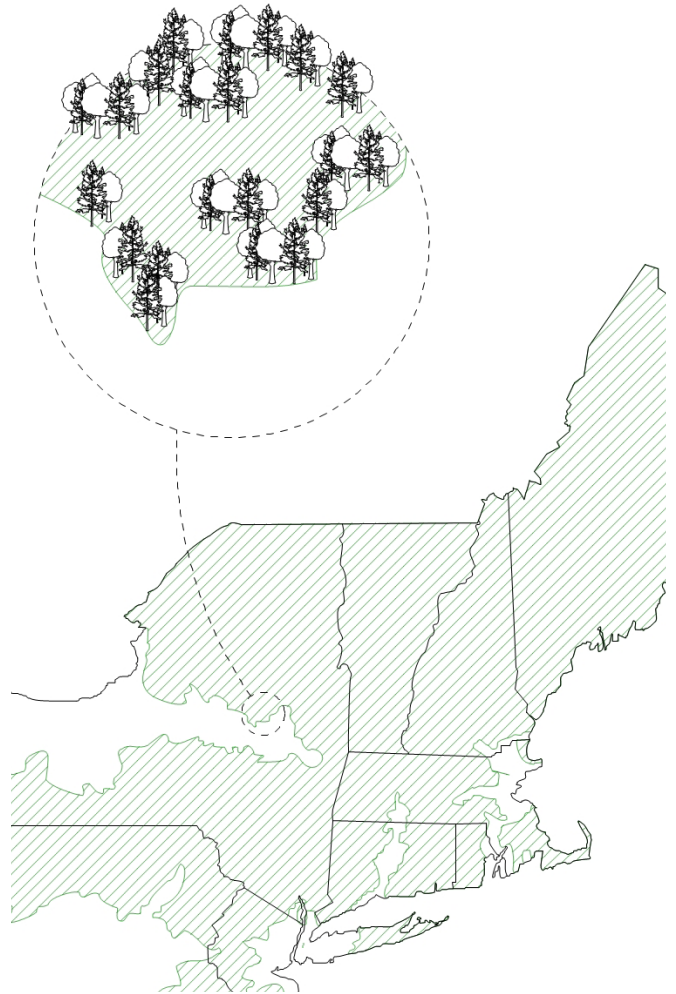



Black Walnut — Natural

Countryside Collection



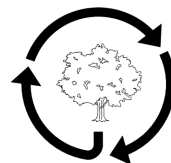
Product Information

A classic choice for sophisticated furniture and surfaces, Black Walnut in our Natural finish reveals the distinguished grain and rich dark chocolate tones with flourishes of caramel and creamy blonde.



Source

Harvested from Northeast forests in coordination with sustainable management plans that support long-term forest health & biodiversity.



Impact

Timber from regenerative forestry practices in local working forests support conservation, resilience, and green jobs.



Black Walnut – Natural

Countryside Collection

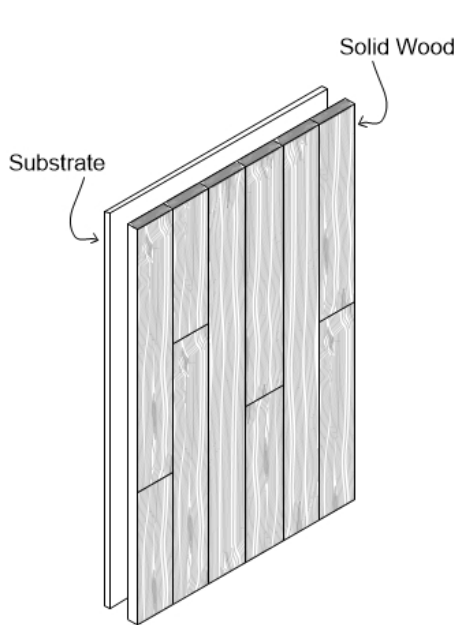
Panels

SELECT YOUR SPECS

Format	Substrate	Plank Edge	Panel Thickness	Panel Width	Panel Length
Solid Panel	FSC® Plywood	Square Edge	1/2"	Custom (Up to 60")	Custom (Up to 120")
Veneered Panel	FSC® MDF	Micro Bevel	3/4"		
		Hand Eased	1-1/4"		

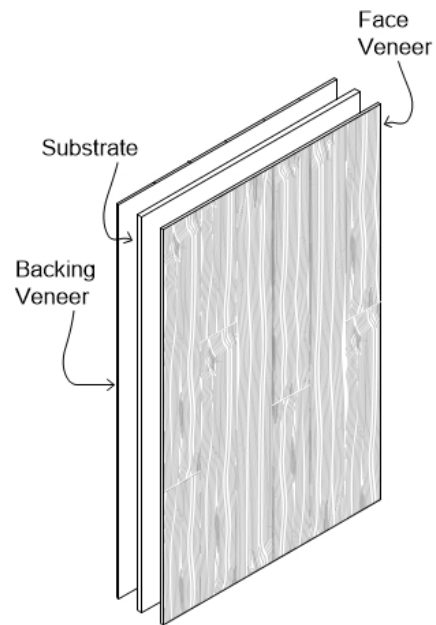
Common Spec*

Veneered Panel | FSC® Plywood Substrate | Square Edge | 3/4" Thickness | 30" Width x 96" Length



SOLID PANEL

Shop-fabricated panel made of solid wood planks fastened to a substrate for ease of installation.



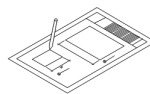
VENEERED PANEL

Balanced veneer panel construction that provides a seamless surface with versatility and ease of installation.



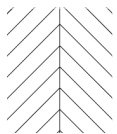
FINISH

We apply green finishes by hand to bring out the natural beauty of wood with added durability and easy maintenance.



SHOP DRAWINGS

We provide detailed shop drawings and installation guides customized to each project.



LAYOUT

Our panels are available in custom patterns, veneer matches, edge profiles, sizes, and shapes.



SUPPORT

We are part of your project team, working collaboratively before and after the order arrives on site to ensure smooth project delivery.