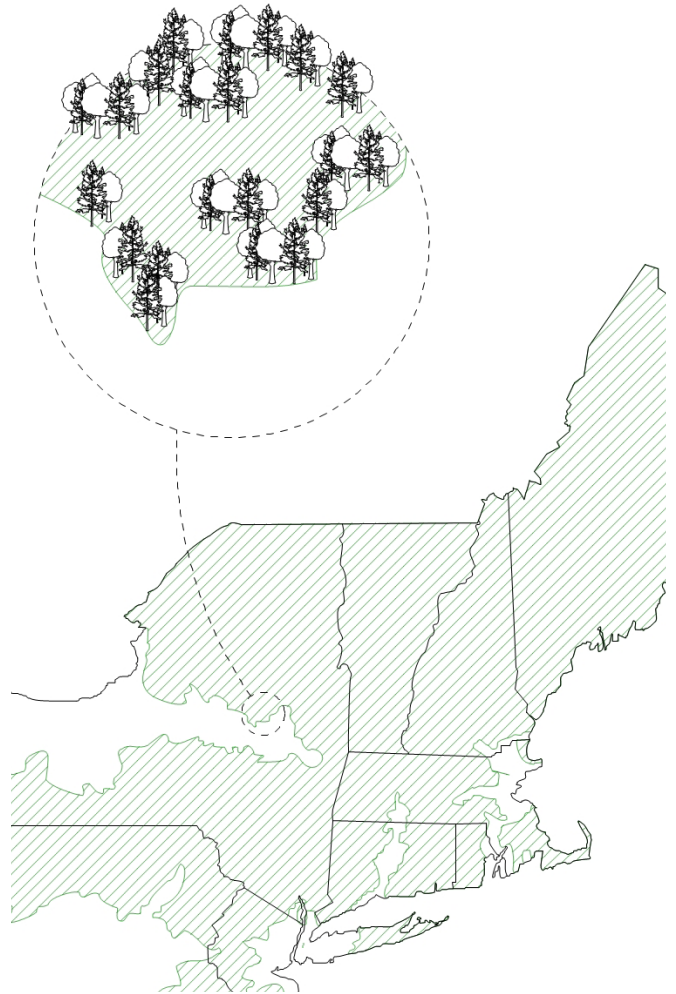



Black Walnut — Natural

Countryside Collection



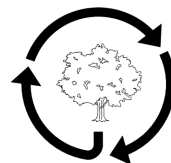
Product Information

A classic choice for sophisticated furniture and surfaces, Black Walnut in our Natural finish reveals the distinguished grain and rich dark chocolate tones with flourishes of caramel and creamy blonde.



Source

Harvested from Northeast forests in coordination with sustainable management plans that support long-term forest health & biodiversity.



Impact

Timber from regenerative forestry practices in local working forests support conservation, resilience, and green jobs.



Black Walnut – Natural

Countryside Collection

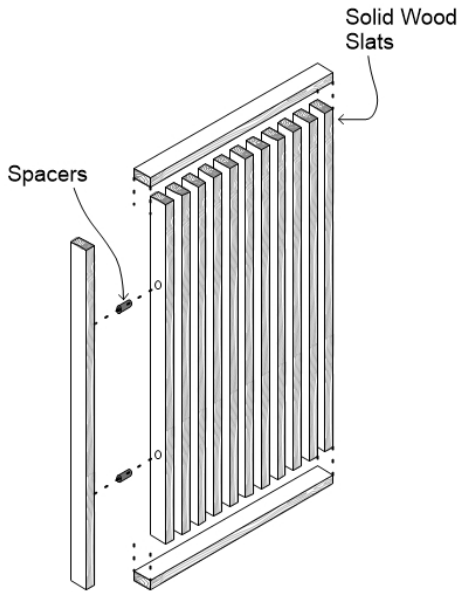
Slatted Panels

SELECT YOUR SPECS

Format	Slat Profile	Slat Thickness	Slat Width	Slat Spacing	Panel Size
Partition Panel	Square Edge	3/4"	1"	3/4"	2' x 4'
Hanging Panel	Bullnose	1"	2"	1"	2' x 6'
	Double Bevel	1-1/4"	3"	1-1/4"	4' x 4'
		1-1/2"	4"	1-1/2"	4' x 8'
				2"	2' x 10'

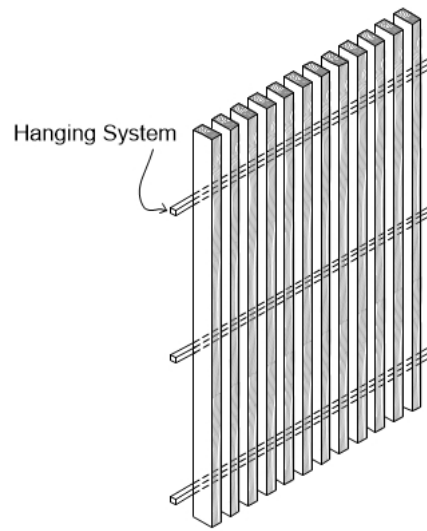
Common Spec*

Hanging Panel | Square Edge Profile | 3/4" Slat Thickness | 2" Slat Width | 1" Slat Spacing | 2' x 6' Panel Size



PARTITION SLAT PANEL

Shop-fabricated panel assemblies of linear solid wood slats for versatile partition applications.



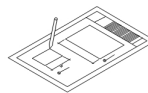
HANGING SLAT PANEL

Shop-fabricated panel assemblies of linear solid wood slats for hung wall and ceiling applications.



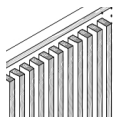
FINISH

We apply green finishes by hand to bring out the natural beauty of wood with added durability and easy maintenance.



SHOP DRAWING

We provide detailed shop drawings and installation guides customized to each project.



LAYOUT

Our linear wood systems are customized for dimension, spacing, and profile to fit the unique conditions of each project.



SUPPORT

We are part of your project team, working collaboratively before and after the order arrives on site to ensure smooth project delivery.