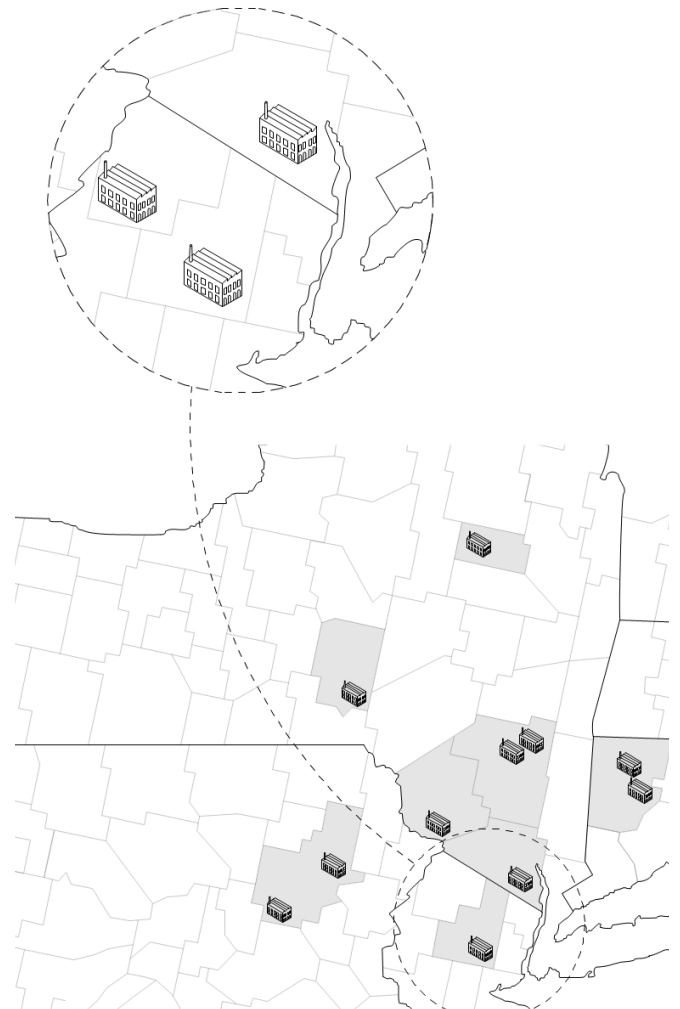


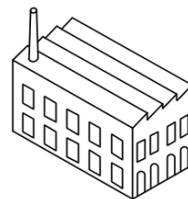
# Factory Floor — Neutral

## Industry Collection



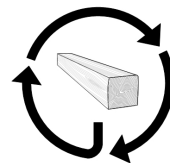
### Product Information

Our Maple factory flooring is sourced from historic industrial buildings across the Northeast. Each board's inherited character evokes the legacy of American labor. We offer this exceptionally durable flooring refaced and remilled for quality and ease of installation.



### Source

Reclaimed from 19th-century heavy timber industrial structures in the Northeast.



### Impact

Historic material re-use and local manufacturing support a circular economy and reduces a building project's carbon footprint.

# Factory Floor — Neutral

## Industry Collection

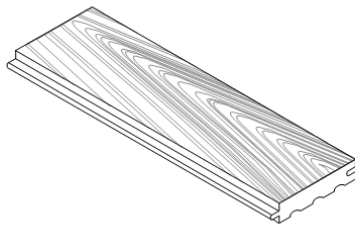
Flooring & Cladding

### SELECT YOUR SPECS

Format	Construction	Profile	Edge	Thickness	Width	Length
Flooring Wall + Ceiling Cladding	Solid	Tongue & Groove	Square Edge Micro Bevel	5/8"	3" Uniform	1'- 6'

### Common Spec\*

Flooring | Solid | Tongue & Groove | Micro Bevel | 5/8" Thickness | 3" Width | 1'- 6' Lengths



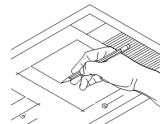
SOLID WOOD

Made from a single piece of wood. Honest, true, and long-lasting.



### FINISH

We apply green finishes by hand to bring out the natural beauty of wood with added durability and easy maintenance.



### CUSTOMIZATION

Go beyond the standards to create custom specifications including dimension, finish, and profile.



### PATTERNS

We offer a variety of patterns such as chevron and herringbone, tailored to suit the dimensions of each room.



### SUPPORT

We are part of your project team, working collaboratively before and after the order arrives on site to ensure smooth project delivery.