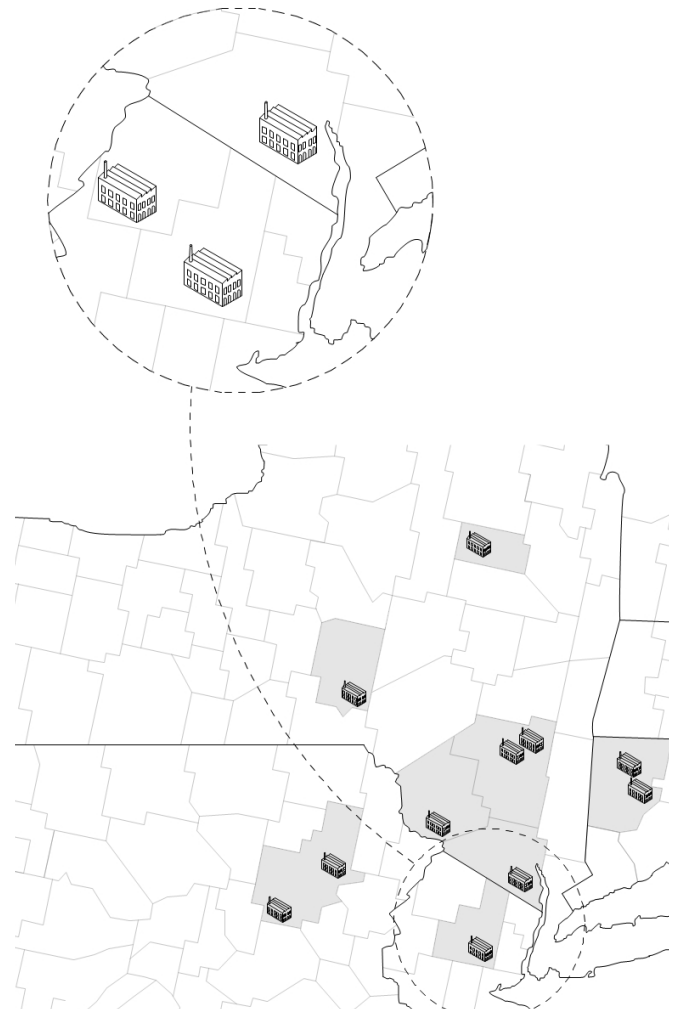


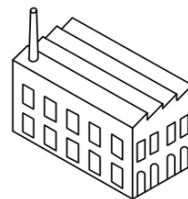
Heart Pine – Neutral

Industry Collection



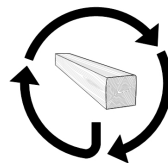
Product Information

This ancient American species has long been revered for its density, minimal knots, and narrow, high-contrast grain. Our subtle Neutral finish preserves the appearance of unfinished Heart Pine, with its characteristic golden tones and luminous quality.



Source

Reclaimed from 19th-century heavy timber industrial structures in the Northeast.



Impact

Historic material re-use and local manufacturing support a circular economy and reduces a building project's carbon footprint.



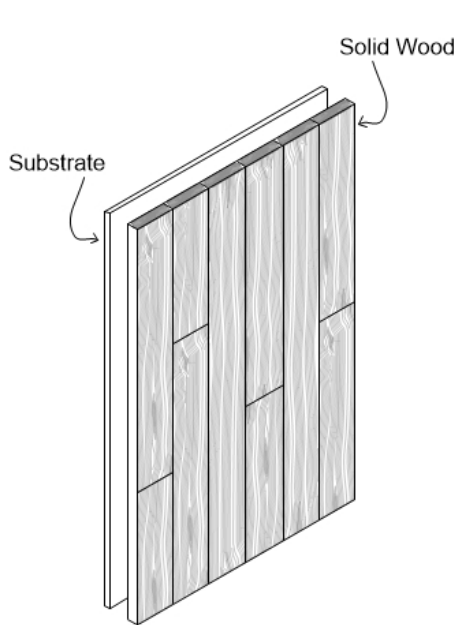
Industry Collection

SELECT YOUR SPECS

Format	Substrate	Plank Edge	Panel Thickness	Panel Width	Panel Length
Solid Panel	FSC® Plywood	Square Edge	1/2"	Custom (Up to 60")	Custom (Up to 120")
Veneered Panel	FSC® MDF	Micro Bevel	3/4"		
		Hand Eased	1-1/4"		

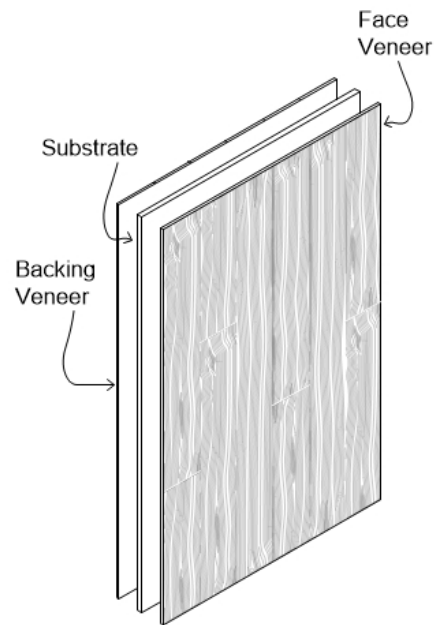
Common Spec*

Solid Panel | FSC® Plywood Substrate | Hand Eased Edge | 1-1/4" Thickness | 30" Width x 96" Length



SOLID PANEL

Shop-fabricated panel made of solid wood planks fastened to a substrate for ease of installation.



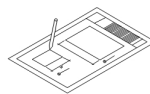
VENEERED PANEL

Balanced veneer panel construction that provides a seamless surface with versatility and ease of installation.



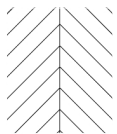
FINISH

We apply green finishes by hand to bring out the natural beauty of wood with added durability and easy maintenance.



SHOP DRAWINGS

We provide detailed shop drawings and installation guides customized to each project.



LAYOUT

Our panels are available in custom patterns, veneer matches, edge profiles, sizes, and shapes.



SUPPORT

We are part of your project team, working collaboratively before and after the order arrives on site to ensure smooth project delivery.