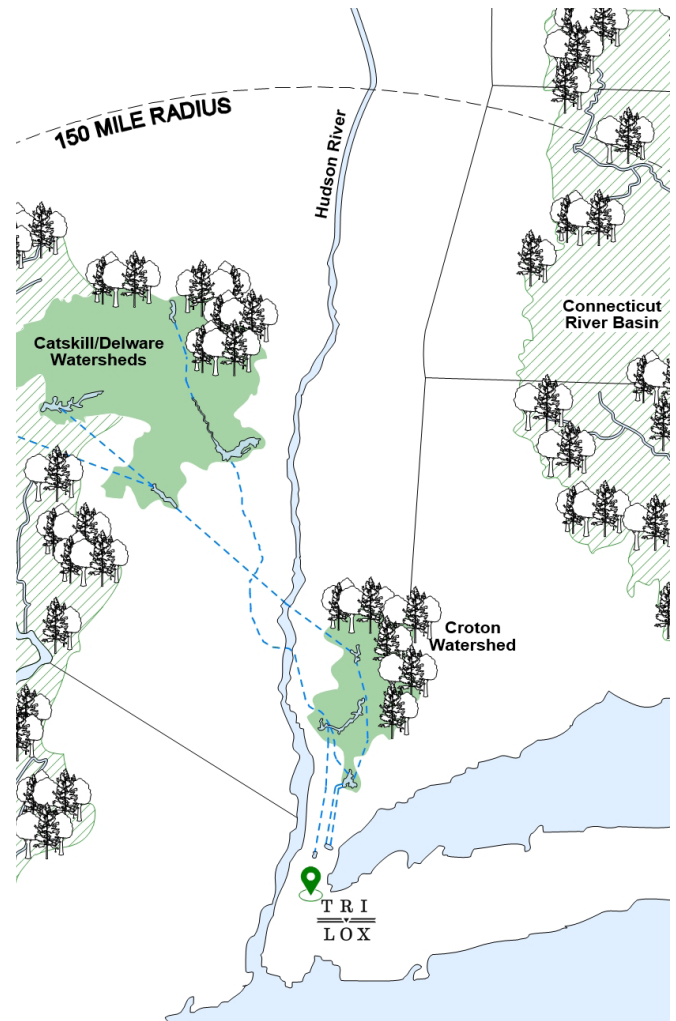


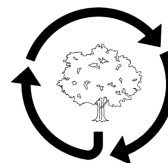
Maple — Neutral

Watershed Collection



Product Information

Maple trees yield a robust timber well suited for even the most hard-wearing interior applications. Our Neutral finish celebrates Maple's light tone and muted grain figure while delivering a modern, minimal aesthetic.



Source

Harvested from Northeast forests in coordination with sustainable management plans that support long-term forest health & biodiversity.

Impact

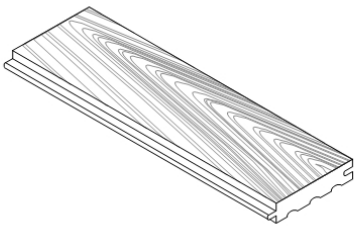
Timber from regenerative forestry practices in regional working forests supports clean water, clean air, and habitat for wildlife.



SELECT YOUR SPECS

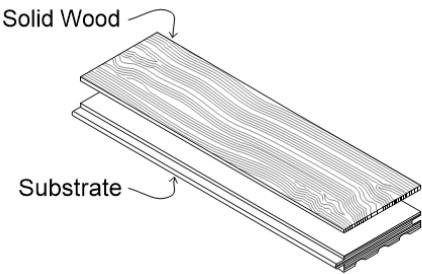
Format	Construction	Profile	Edge	Thickness	Width	Length
Flooring	Solid	Tongue & Groove	Square Edge	3/4"	4", 5", 6" Mixed	2' - 7'
Wall + Ceiling Cladding	2-Layer Engineered	Surfaced 4 Sides	Micro Bevel		Uniform (from 3" - 6")	2' -12'
	3-Layer Engineered		Hand Eased			7' -12'

Common Spec*
 Flooring | Solid | Tongue & Groove | Micro Bevel | 3/4" Thickness | 4", 5", 6" Mixed Width | 2'- 12' Lengths



SOLID WOOD

Made from a single piece of wood. Honest, true, and long-lasting.



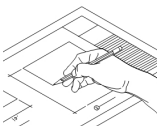
2-LAYER ENGINEERED

Top layer of solid wood bonded to an FSC® plywood substrate.



FINISH

We apply green finishes by hand to bring out the natural beauty of wood with added durability and easy maintenance.



CUSTOMIZATION

Go beyond the standards to create custom specifications including dimension, finish, and profile.



PATTERNS

We offer a variety of patterns such as chevron and herringbone, tailored to suit the dimensions of each room.



SUPPORT

We are part of your project team, working collaboratively before and after the order arrives on site to ensure smooth project delivery.