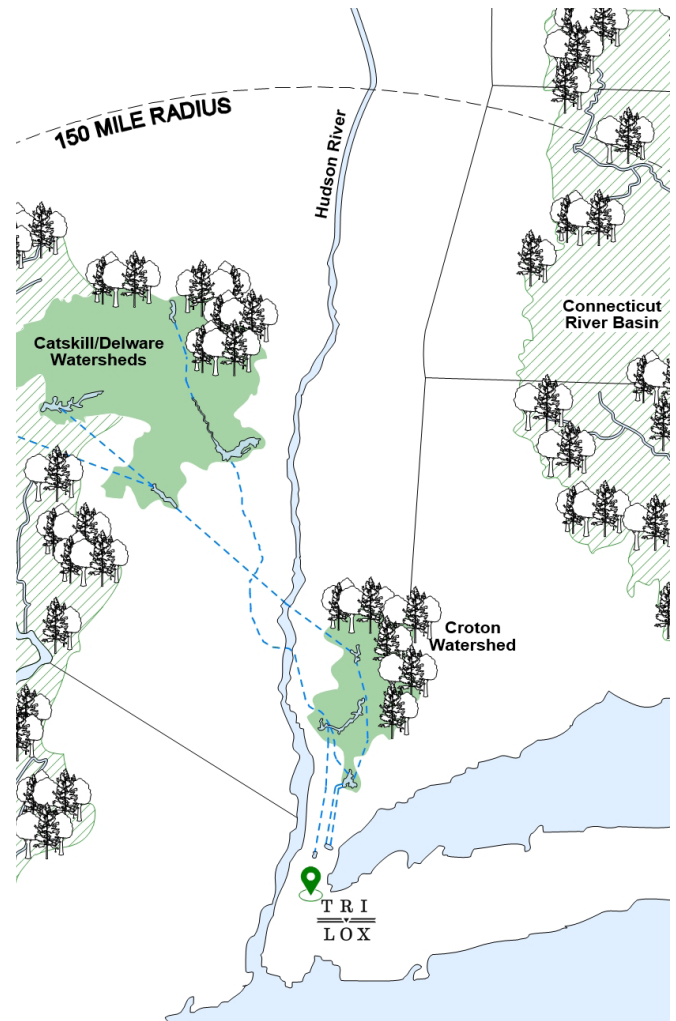


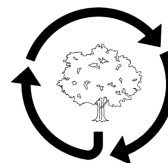
Maple — Neutral

Watershed Collection



Product Information

Maple trees yield a robust timber well suited for even the most hard-wearing interior applications. Our Neutral finish celebrates Maple's light tone and muted grain figure while delivering a modern, minimal aesthetic.



Source

Harvested from Northeast forests in coordination with sustainable management plans that support long-term forest health & biodiversity.

Impact

Timber from regenerative forestry practices in regional working forests supports clean water, clean air, and habitat for wildlife.



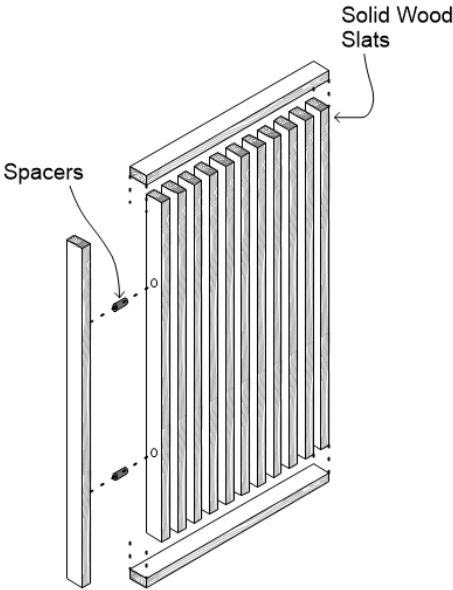
Maple — Neutral
Watershed Collection

Slatted Panels

SELECT YOUR SPECS

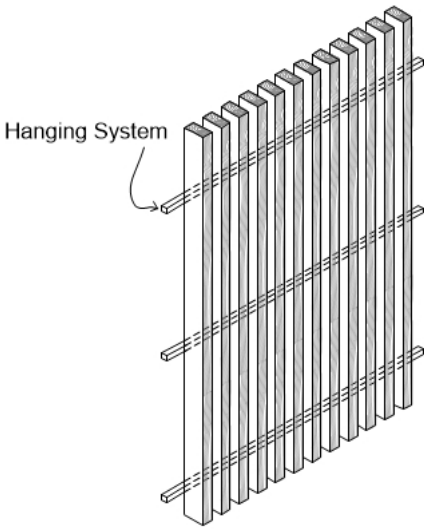
Format	Slat Profile	Slat Thickness	Slat Width	Slat Spacing	Panel Size
Partition Panel	Square Edge	3/4"	1"	3/4"	2' x 4'
Hanging Panel	Bullnose	1"	2"	1"	2' x 6'
	Double Bevel	1-1/4"	3"	1-1/4"	4' x 4'
		1-1/2"	4"	1-1/2"	4' x 8'
				2"	2' x 10'

Common Spec*
 Hanging Panel | Bullnose | 3/4" Slat Thickness | 2" Slat Width | 1" Slat Spacing | 2' x 6' Panel Size



PARTITION SLAT PANEL

Shop-fabricated panel assemblies of linear solid wood slats for versatile partition applications.



HANGING SLAT PANEL

Shop-fabricated panel assemblies of linear solid wood slats for hung wall and ceiling applications.

FINISH

We apply green finishes by hand to bring out the natural beauty of wood with added durability and easy maintenance.

SHOP DRAWING

We provide detailed shop drawings and installation guides customized to each project.

LAYOUT

Our linear wood systems are customized for dimension, spacing, and profile to fit the unique conditions of each project.

SUPPORT

We are part of your project team, working collaboratively before and after the order arrives on site to ensure smooth project delivery.