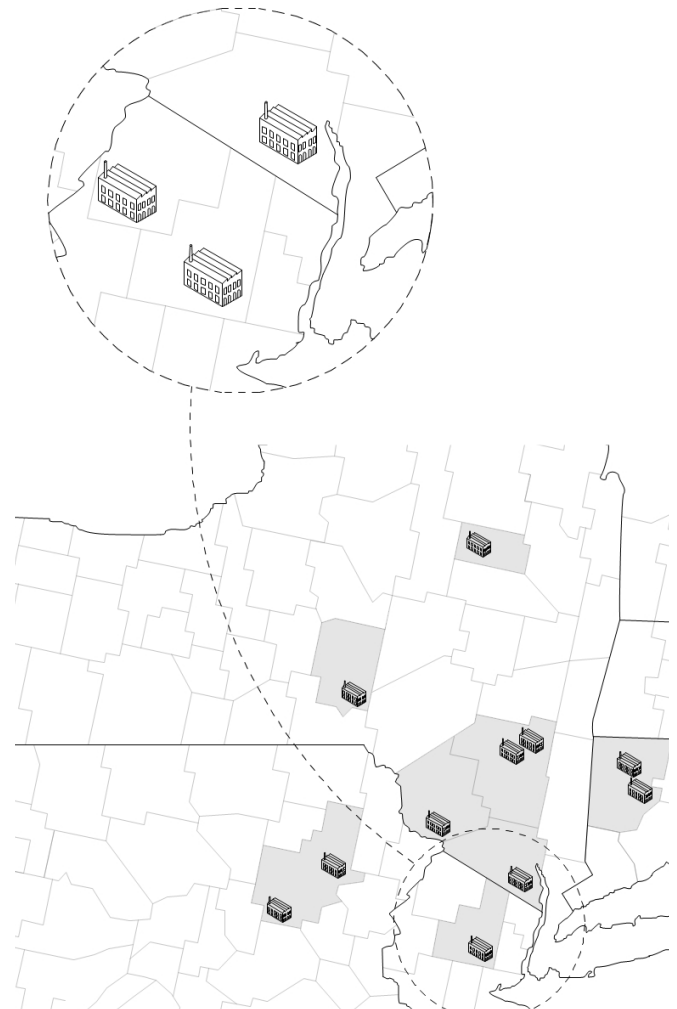
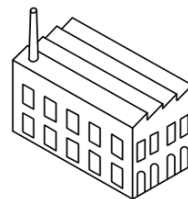


# Sculpted Hemlock — Natural Industry Collection



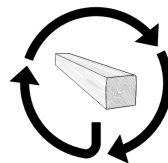
## Product Information

Our reclaimed Hemlock is naturally sculpted by an enzymatic process where fungi etch away the lower-density grain. Planks are then power-washed, kiln-dried, and rigorously brushed to produce a deeply textured surface that becomes even more dynamic with light and shadow. This topographical surface makes for a highly unique interior cladding.



## Source

Reclaimed from industrial mushroom farms in the Northeast.



## Impact

Historic material re-use and local manufacturing support a circular economy and reduces a building project's carbon footprint.



# Sculpted Hemlock — Natural

## Industry Collection

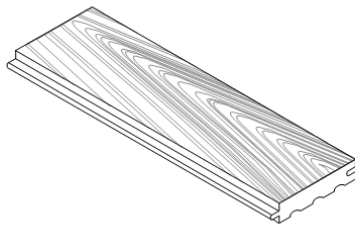
Cladding

### SELECT YOUR SPECS

Format	Construction	Profile	Edge	Thickness	Width	Length
Wall + Ceiling Cladding	Solid	Surfaced 3 Sides	Square Edge	3/4" - 1"	5", 6", 7" Mixed Uniform (from 5" - 7")	6' - 12'

#### Common Spec\*

Wall Cladding | Solid | Surfaced 3 Sides | Square Edge | 3/4" - 1" Thickness | 6" Uniform Width | 6' - 12' Lengths



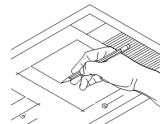
SOLID WOOD

Made from a single piece of wood. Honest, true, and long-lasting.



#### FINISH

We apply green finishes by hand to bring out the natural beauty of wood with added durability and easy maintenance.



#### CUSTOMIZATION

Go beyond the standards to create custom specifications including dimension, finish, and profile.



#### PATTERNS

We offer a variety of patterns such as chevron and herringbone, tailored to suit the dimensions of each room.



#### SUPPORT

We are part of your project team, working collaboratively before and after the order arrives on site to ensure smooth project delivery.