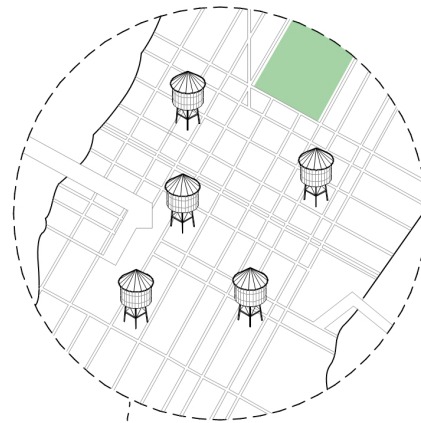



# Skyline Cedar — Atlantic Gray

## Skyline Collection



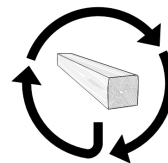
## Product Information

Our multi-step specialty finish process works with Cedar's natural tannins to produce a spectrum of misty silver tones. The hints of oxidation characteristic of this reclaimed Cedar, along with its dense grain pattern and pin knots, remain visible beneath the translucent finish recalling the Shingle Style homes of the New England coast. Atlantic Gray is interior and exterior compatible.



## Source

Reclaimed from NYC rooftop water towers, landmarks of the iconic NYC skyline.



## Impact

Historic material re-use and local manufacturing support a circular economy and reduces a building project's carbon footprint.

# Skyline Cedar — Atlantic Gray

Cladding

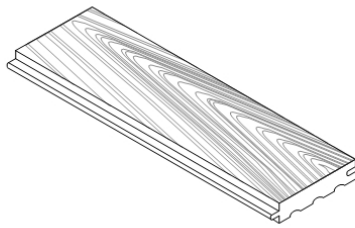
## Skyline Collection

### SELECT YOUR SPECS

Format	Construction	Profile	Edge	Thickness	Width	Length
Flooring	Solid	Tongue & Groove	Square Edge	1/2"	4", 5", 6" Mixed	2' - 10'
Wall + Ceiling Cladding	2-Layer Engineered	Surfaced 4 Sides	Micro Bevel Hand Eased	3/4"	2-1/4" Uniform 5" Uniform	

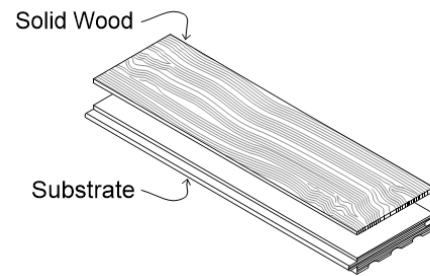
#### Common Spec\*

Wall + Ceiling Pattern | Solid | Surfaced 4 Sides | Square Edge | 1/2" Thickness | 4", 5", 6" Mixed Width | 2' - 10' Lengths



SOLID WOOD

Made from a single piece of wood. Honest, true, and long-lasting.



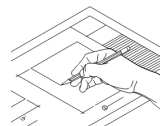
2-LAYER ENGINEERED

Top layer of solid wood bonded to an FSC® plywood substrate.



#### FINISH

We apply green finishes by hand to bring out the natural beauty of wood with added durability and easy maintenance.



#### CUSTOMIZATION

Go beyond the standards to create custom specifications including dimension, finish, and profile.



#### PATTERNS

We offer a variety of patterns such as chevron and herringbone, tailored to suit the dimensions of each room.



#### SUPPORT

We are part of your project team, working collaboratively before and after the order arrives on site to ensure smooth project delivery.