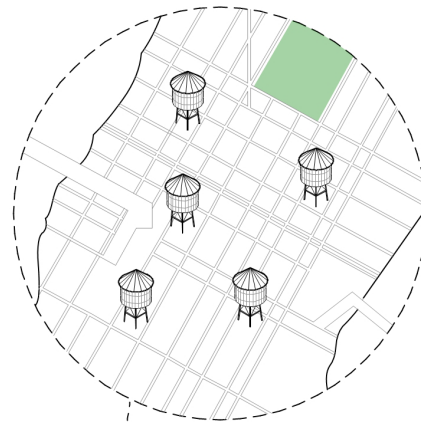



Skyline Cedar — Atlantic Gray

Skyline Collection



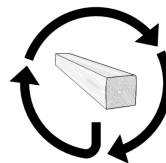
Product Information

Our multi-step specialty finish process works with Cedar's natural tannins to produce a spectrum of misty silver tones. The hints of oxidation characteristic of this reclaimed Cedar, along with its dense grain pattern and pin knots, remain visible beneath the translucent finish recalling the Shingle Style homes of the New England coast. Atlantic Gray is interior and exterior compatible.



Source

Reclaimed from NYC rooftop water towers, landmarks of the iconic NYC skyline.



Impact

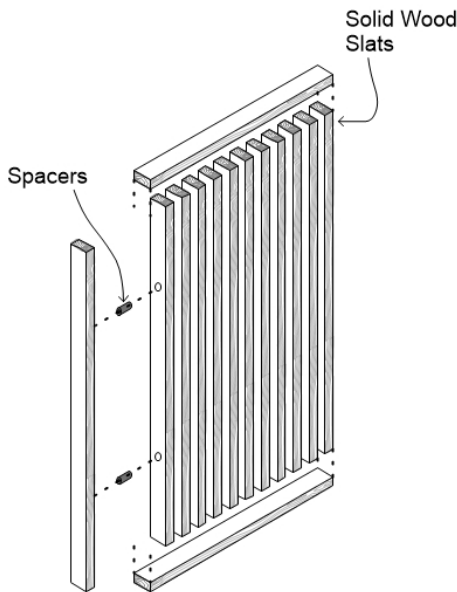
Historic material re-use and local manufacturing support a circular economy and reduces a building project's carbon footprint.

SELECT YOUR SPECS

Format	Slat Profile	Slat Thickness	Slat Width	Slat Spacing	Panel Size
Partition Panel	Square Edge	3/4"	1"	3/4"	2' x 4'
Hanging Panel	Bullnose	1"	2"	1"	2' x 6'
	Double Bevel	1-1/4"	3"	1-1/4"	4' x 4'
		1-1/2"	4"	1-1/2"	4' x 8'
				2"	2' x 10'

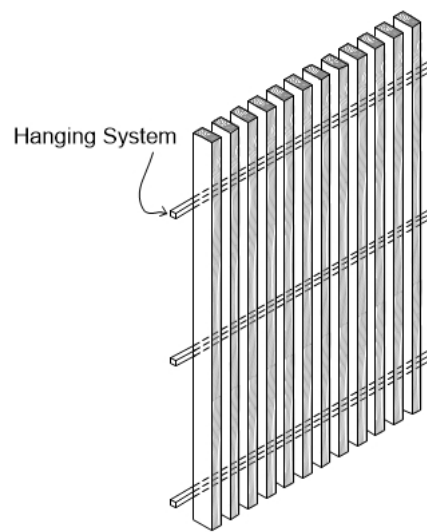
Common Spec*

Hanging Panel | Square Edge | 3/4" Slat Thickness | 2" Slat Width | 1" Slat Spacing | 2' x 6' Panel Size



PARTITION SLAT PANEL

Shop-fabricated panel assemblies of linear solid wood slats for versatile partition applications.



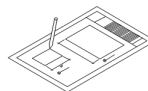
HANGING SLAT PANEL

Shop-fabricated panel assemblies of linear solid wood slats for hung wall and ceiling applications.



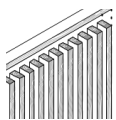
FINISH

We apply green finishes by hand to bring out the natural beauty of wood with added durability and easy maintenance.



SHOP DRAWING

We provide detailed shop drawings and installation guides customized to each project.



LAYOUT

Our linear wood systems are customized for dimension, spacing, and profile to fit the unique conditions of each project.



SUPPORT

We are part of your project team, working collaboratively before and after the order arrives on site to ensure smooth project delivery.