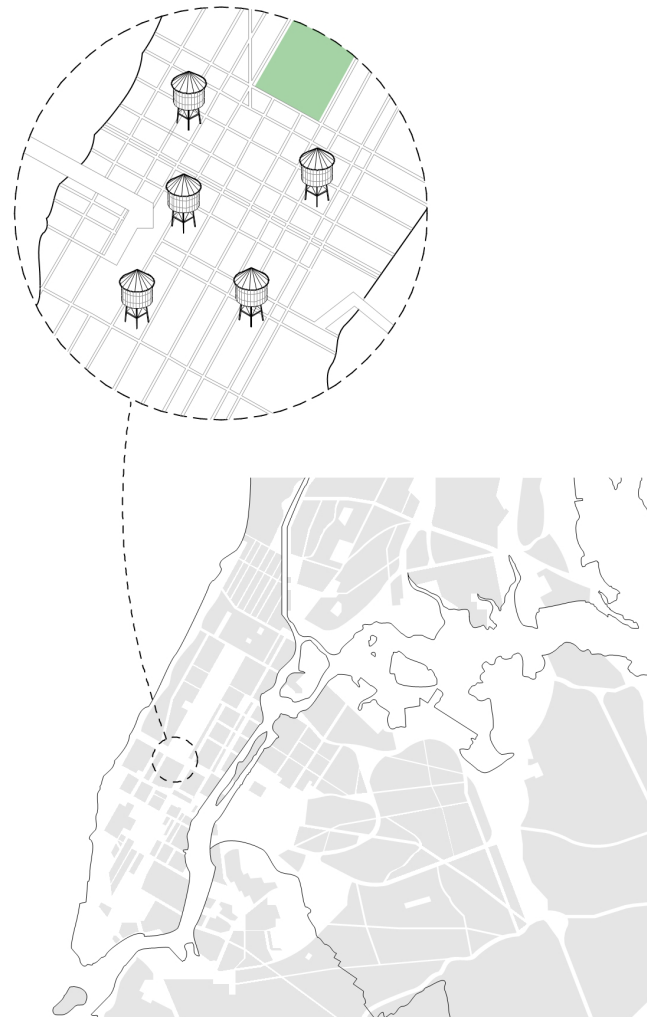


# Skyline Cedar — Shou Sugi Ban Black

## Skyline Collection



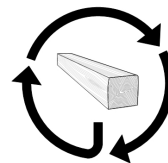
### Product Information

The time-honored Japanese practice of charring Cedar produces a deep black color and crackled texture that naturally sheds water and repels pests. We apply the sculpting forces of flame to effect differing degrees of char on the wood's surface. Shou Sugi Ban Black comes sealed for both interior and exterior use.



### Source

Reclaimed from NYC rooftop water towers, landmarks of the iconic NYC skyline.



### Impact

Historic material re-use and local manufacturing support a circular economy and reduces a building project's carbon footprint.



# Skyline Cedar — Shou Sugi Ban Black

Cladding

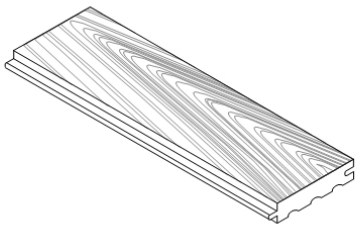
## Skyline Collection

### SELECT YOUR SPECS

Format	Construction	Profile	Edge	Thickness	Width	Length
Wall + Ceiling Cladding	Solid	Tongue & Groove Surfaced 4 Sides	Hand Eased	3/4"	4", 5", 6" Mixed 5" Uniform	2' - 10'

#### Common Spec\*

Wall + Ceiling Cladding | Solid | Surfaced 4 Sides | Hand Eased Edge | 3/4" Thickness | 4", 5", 6" Mixed Width | 2' - 10' Lengths



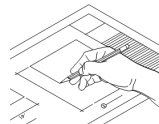
SOLID WOOD

Made from a single piece of wood. Honest, true, and long-lasting.



#### FINISH

We apply green finishes by hand to bring out the natural beauty of wood with added durability and easy maintenance.



#### CUSTOMIZATION

Go beyond the standards to create custom specifications including dimension, finish, and profile.



#### PATTERNS

We offer a variety of patterns such as chevron and herringbone, tailored to suit the dimensions of each room.



#### SUPPORT

We are part of your project team, working collaboratively before and after the order arrives on site to ensure smooth project delivery.