
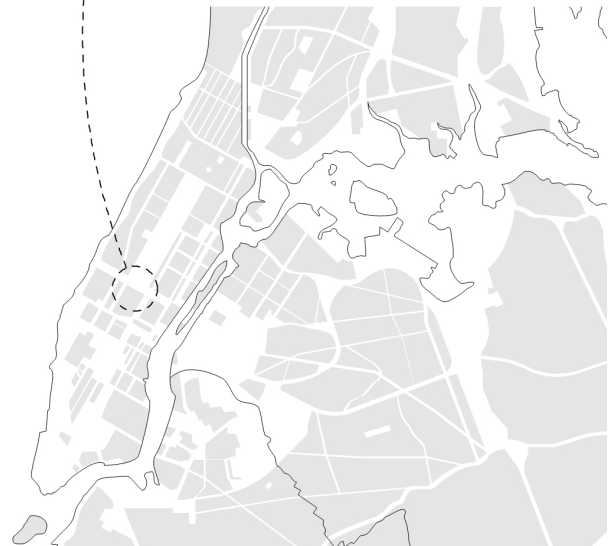
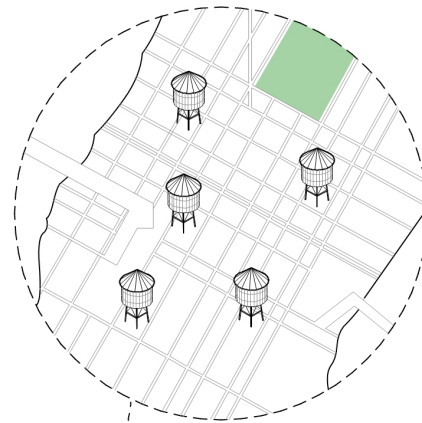



# Skyline Redwood — Patina

## Skyline Collection



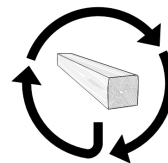
## Product Information

The deep patina on our Skyline Redwood is earned over decades of service above the streets of New York City. Tones on this historic wood range from charcoal to purple, punctuated by marks of wear from steel bands that once girded the tank. Unique dark streaks run across the twilight-gray surface from mineral traces in the water.



## Source

Reclaimed from NYC rooftop water towers, landmarks of the iconic NYC skyline.



## Impact

Historic material re-use and local manufacturing support a circular economy and reduces a building project's carbon footprint.

# Skyline Redwood – Patina

Cladding

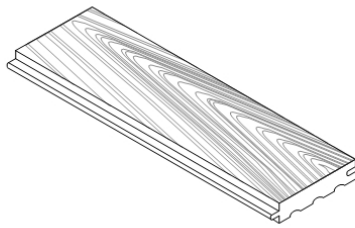
## Skyline Collection

### SELECT YOUR SPECS

| Format                  | Construction | Profile                             | Edge        | Thickness | Width            | Length   |
|-------------------------|--------------|-------------------------------------|-------------|-----------|------------------|----------|
| Wall + Ceiling Cladding | Solid        | Tongue & Groove<br>Surfaced 4 Sides | Square Edge | 1/2"      | 4", 5", 6" Mixed | 2' - 10' |
|                         |              |                                     | Micro Bevel | 3/4"      | 2-1/4" Uniform   |          |
|                         |              |                                     | Hand Eased  |           | 5" Uniform       |          |

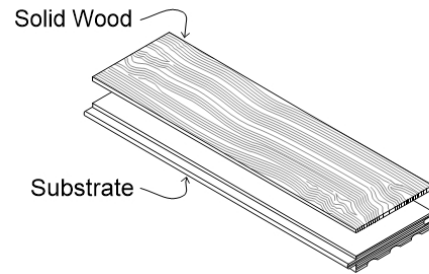
#### Common Spec\*

Wall + Ceiling Cladding | Solid | Surfaced 4 Sides | Square Edge | 1/2" Thickness | 4", 5", 6" Mixed Width | 2' - 10' Lengths



SOLID WOOD

Made from a single piece of wood. Honest, true, and long-lasting.



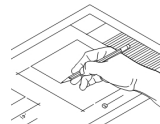
2-LAYER ENGINEERED

Top layer of solid wood bonded to an FSC® plywood substrate.



#### FINISH

We apply green finishes by hand to bring out the natural beauty of wood with added durability and easy maintenance.



#### CUSTOMIZATION

Go beyond the standards to create custom specifications including dimension, finish, and profile.



#### PATTERNS

We offer a variety of patterns such as chevron and herringbone, tailored to suit the dimensions of each room.



#### SUPPORT

We are part of your project team, working collaboratively before and after the order arrives on site to ensure smooth project delivery.