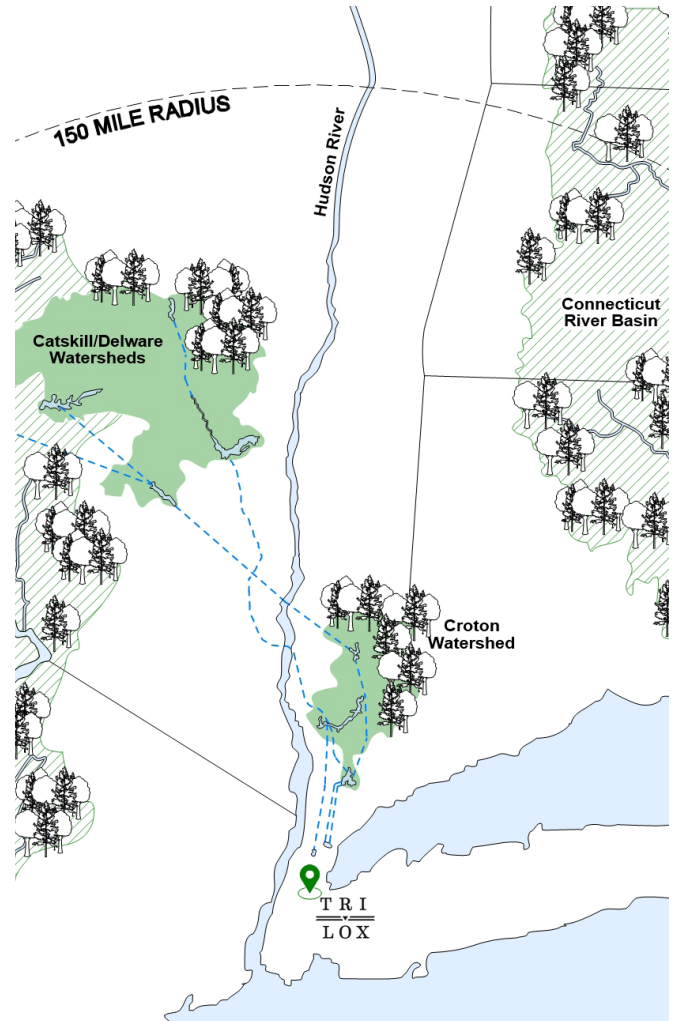
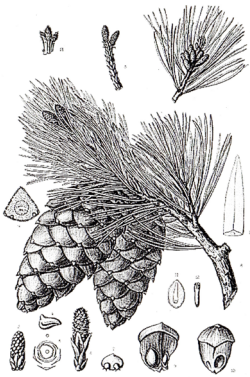


White Pine – Alabaster

Watershed Collection



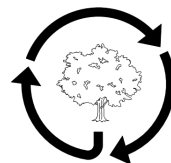
Product Information

The Eastern White Pine has been revered for centuries both as a tree and a building material. Even with this storied history of use—from ship masts to timber frame structures to flooring and furniture—the wood still delivers a contemporary aesthetic. Our Alabaster finish showcases the elegant cathedral grain, while giving the material a matte, clean surface.



Source

Harvested from Northeast forests in coordination with sustainable management plans that support long-term forest health & biodiversity.



Impact

Timber from regenerative forestry practices in regional working forests supports clean water, clean air, and habitat for wildlife.

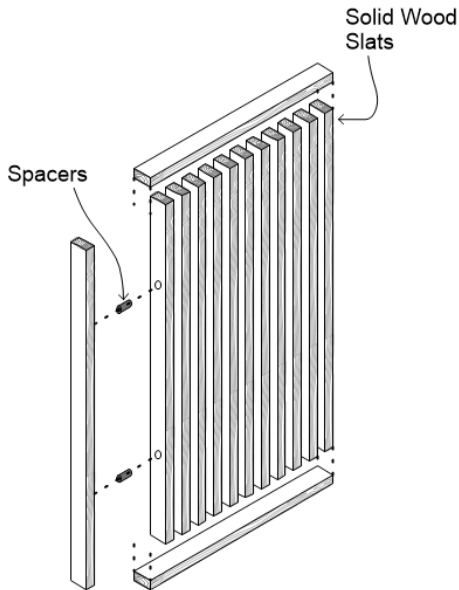
Watershed Collection

SELECT YOUR SPECS

Format	Slat Profile	Slat Thickness	Slat Width	Slat Spacing	Panel Size
Partition Panel	Square Edge	3/4"	1"	3/4"	2' x 4'
Hanging Panel	Bullnose	1"	2"	1"	2' x 6'
	Double Bevel	1-1/4"	3"	1-1/4"	4' x 4'
		1-1/2"	4"	1-1/2"	4' x 8'
				2"	2' x 10'

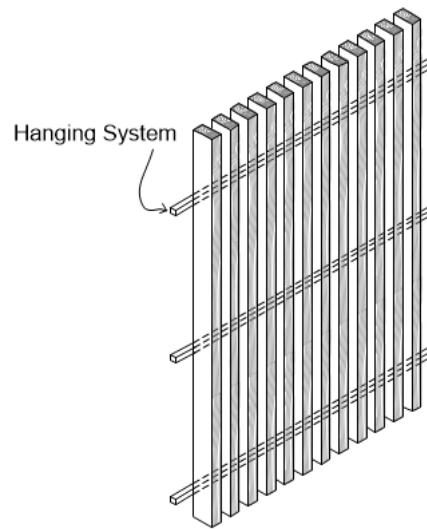
Common Spec*

Hanging Panel | Bullnose | 3/4" Slat Thickness | 2" Slat Width | 1" Slat Spacing | 2' x 6' Panel Size



PARTITION SLAT PANEL

Shop-fabricated panel assemblies of linear solid wood slats for versatile partition applications.



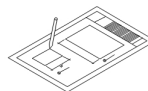
HANGING SLAT PANEL

Shop-fabricated panel assemblies of linear solid wood slats for hung wall and ceiling applications.



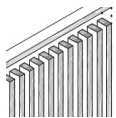
FINISH

We apply green finishes by hand to bring out the natural beauty of wood with added durability and easy maintenance.



SHOP DRAWING

We provide detailed shop drawings and installation guides customized to each project.



LAYOUT

Our linear wood systems are customized for dimension, spacing, and profile to fit the unique conditions of each project.



SUPPORT

We are part of your project team, working collaboratively before and after the order arrives on site to ensure smooth project delivery.