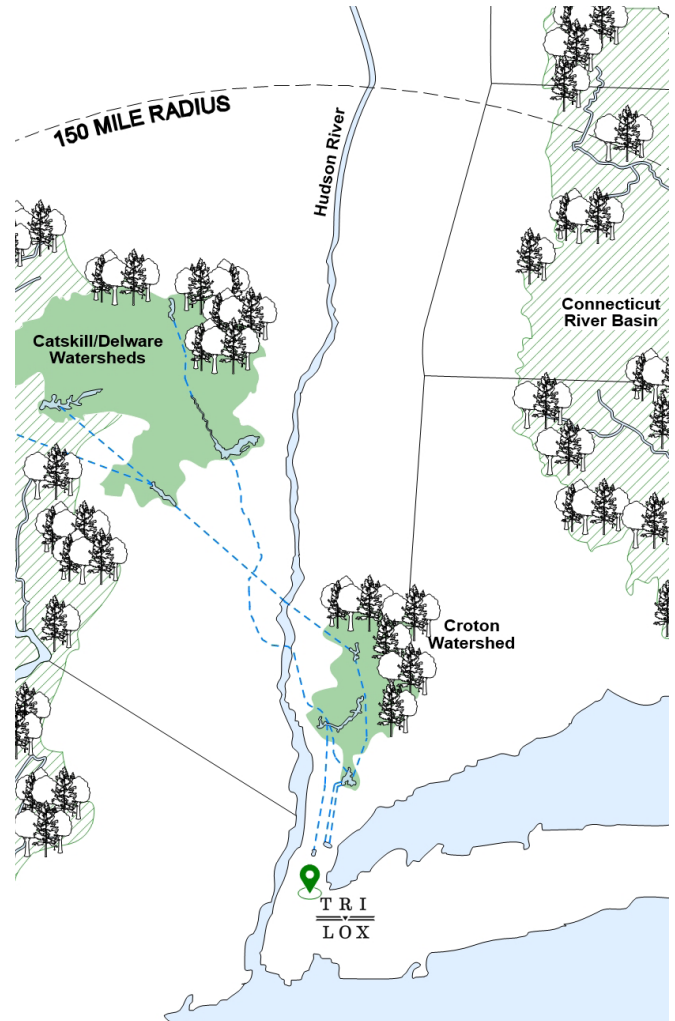
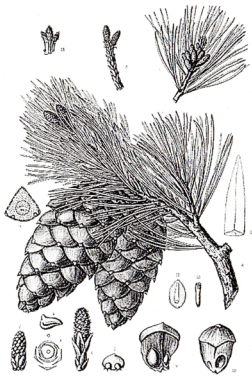



White Pine – Neutral Watershed Collection



Product Information

“There is no finer tree,” according to Henry David Thoreau. The Eastern White Pine is a towering figure in both the ecosystem of our Northeast forests and the history of North America’s built environment. This Neutral finish bestows an elegant flaxen tone with minimalism and authenticity.




Source

Harvested from Northeast forests in coordination with sustainable management plans that support long-term forest health & biodiversity.



Impact

Timber from regenerative forestry practices in regional working forests supports clean water, clean air, and habitat for wildlife.



Watershed Collection

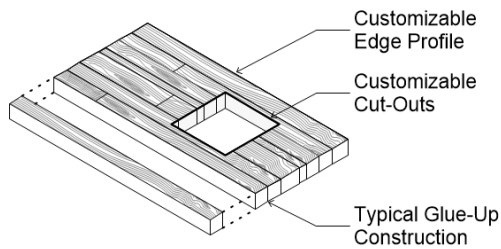
SELECT YOUR SPECS

Format	Profile	Thickness	Element Size & Shape	Element Cutout
Multi-Piece Top	Hand Eased	1"	Custom Width & Length	Sink
Stair Tread & Riser	Roundover	1-1/4"	Custom Shape	Power & Data Module
	Bevel	1-1/2"		Lighting
	Bullnose	2"		Hardware

Common Spec*

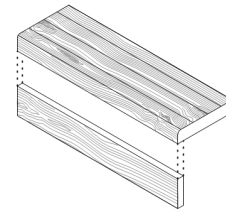
Multi-Piece Top | Hand Eased Profile | 1-1/2" Thickness

*include sketch to indicate overall dimensions, shape, and cutout locations



MULTI-PIECE TOP

Made of edge-glued solid wood pieces to create dynamic solid surfaces, these tops are versatile and customizable.



STAIR TREAD & RISER

Our single-piece or glue-up solid wood stair components are durable and customizable.

SELECT YOUR PROFILE



HAND EASED



ROUNDROVER



BEVEL

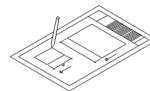


BULLNOSE



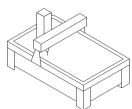
FINISH

We apply green finishes by hand to bring out the natural beauty of wood with added durability and easy maintenance.



SHOP DRAWING

We provide detailed shop drawings and installation guides customized to each project.



CNC MILLING

Our solid wood elements are customized with precision using digital fabrication tools and techniques.



SUPPORT

We are part of your project team, working collaboratively before and after the order arrives on site to ensure smooth project delivery.