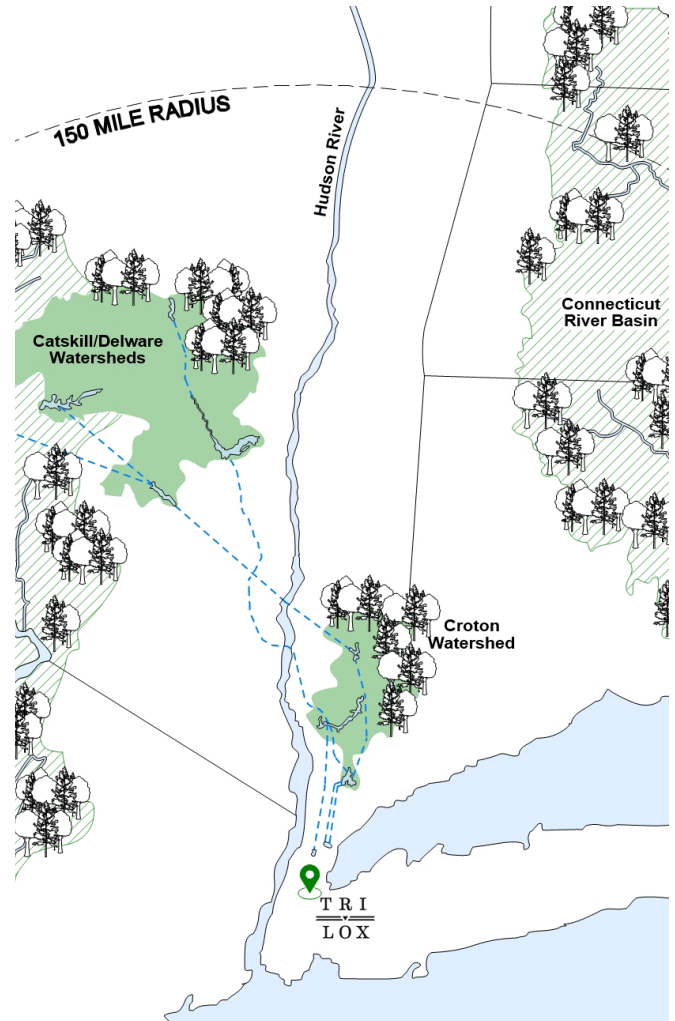
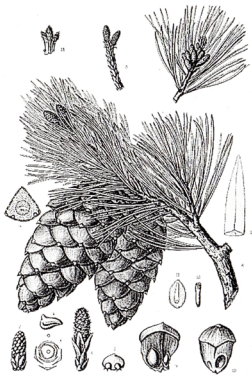



# White Pine – Neutral Watershed Collection



## Product Information

“There is no finer tree,” according to Henry David Thoreau. The Eastern White Pine is a towering figure in both the ecosystem of our Northeast forests and the history of North America’s built environment. This Neutral finish bestows an elegant flaxen tone with minimalism and authenticity.




## Source

Harvested from Northeast forests in coordination with sustainable management plans that support long-term forest health & biodiversity.



## Impact

Timber from regenerative forestry practices in regional working forests supports clean water, clean air, and habitat for wildlife.



# White Pine – Neutral

## Watershed Collection

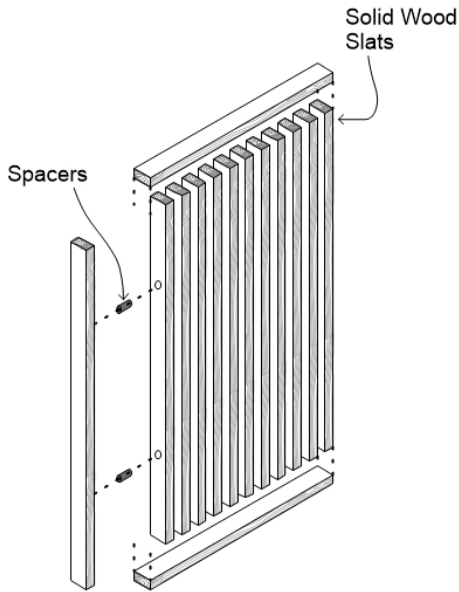
# Slatted Panels

### SELECT YOUR SPECS

Format	Slat Profile	Slat Thickness	Slat Width	Slat Spacing	Panel Size
Partition Panel	Square Edge	3/4"	1"	3/4"	2' x 4'
Hanging Panel	Bullnose	1"	2"	1"	2' x 6'
	Double Bevel	1-1/4"	3"	1-1/4"	4' x 4'
		1-1/2"	4"	1-1/2"	4' x 8'
				2"	2' x 10'

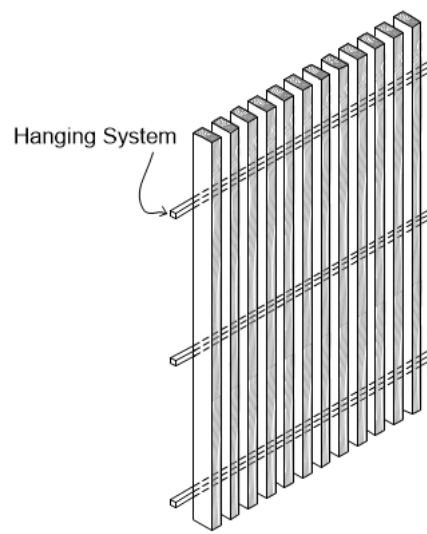
### Common Spec\*

Hanging Panel | Bullnose | 3/4" Slat Thickness | 2" Slat Width | 1" Slat Spacing | 2' x 6' Panel Size



PARTITION SLAT PANEL

Shop-fabricated panel assemblies of linear solid wood slats for versatile partition applications.



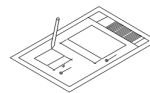
HANGING SLAT PANEL

Shop-fabricated panel assemblies of linear solid wood slats for hung wall and ceiling applications.



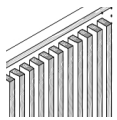
### FINISH

We apply green finishes by hand to bring out the natural beauty of wood with added durability and easy maintenance.



### SHOP DRAWING

We provide detailed shop drawings and installation guides customized to each project.



### LAYOUT

Our linear wood systems are customized for dimension, spacing, and profile to fit the unique conditions of each project.



### SUPPORT

We are part of your project team, working collaboratively before and after the order arrives on site to ensure smooth project delivery.